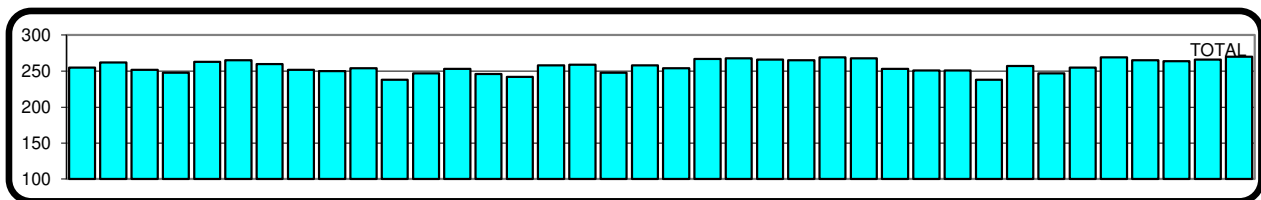


Beckett, Samuel SHARPSHOOTER Run date 03/25/26
 BR03 M Last Year Average 254.697 0

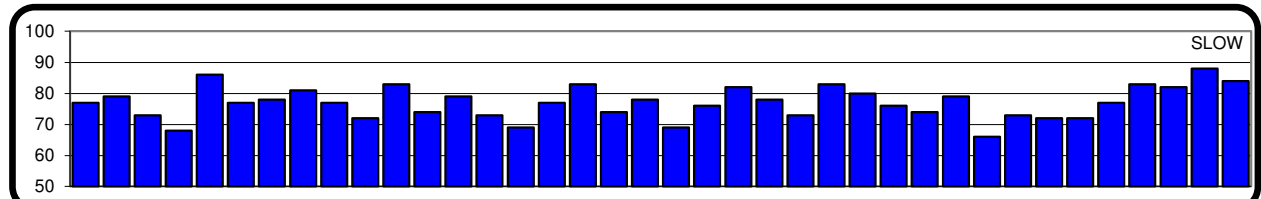
MATCHES:	
Total Scheduled	40
Total Completed	40
Balance Due	0
Drops Allowed	7
Above average	20
Below average	20
At Home Range	19
At Away Range	21
Regular Schedule	34
Make up	6
Made Team	32

Actual Over All Average	257.325 ¹²⁸
Actual Final Average	260.212 ¹¹³
Possible Final Average	260.212 ¹¹³
Makeup Average	254.333
Home Average	254.737
Away Average	259.667
1st 12 Matches	253.833
Cleaned Slow	0
Cleaned Time	0
Cleaned Rapid	0
Cleaned Total	0

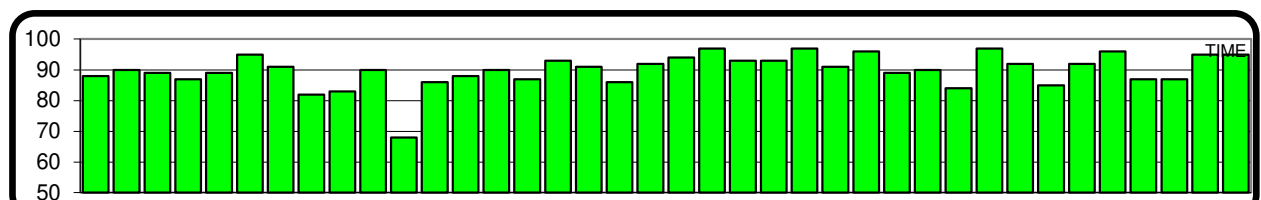
Top 3 - Scores	
First	272 ⁸
Second	270 ⁰
Third	269 ⁵
Highest Slow	88
Highest Time	99
Highest Rapid	96
Highest Possible	283
% Tot Scores Above Ave.	50.0%
% Time vs. Rapid	50.0%
% Made Team	80.0%



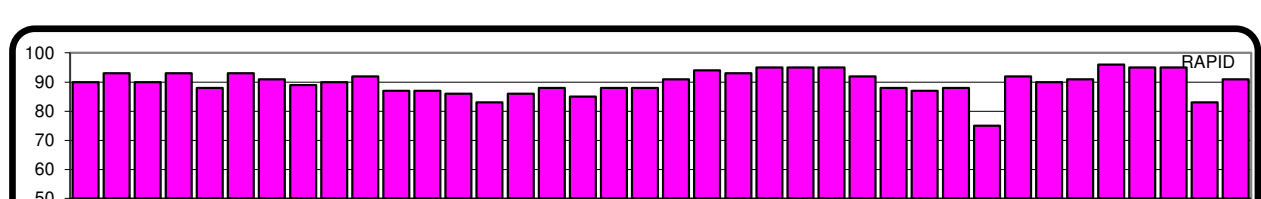
Actual Over All Average 257.325



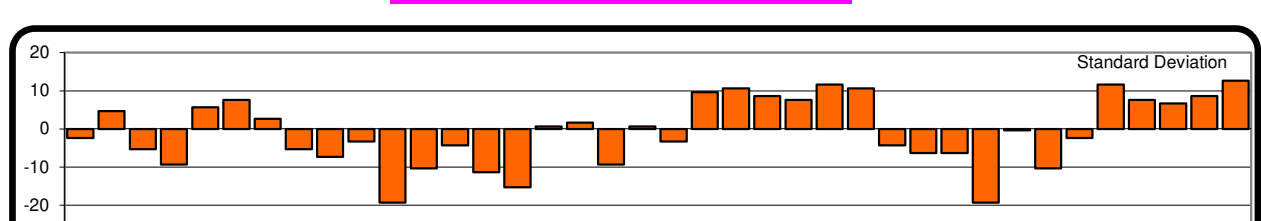
Average SLOW 77.125



Average TIME 90.275



Average RAPID 89.925



Standard Deviation

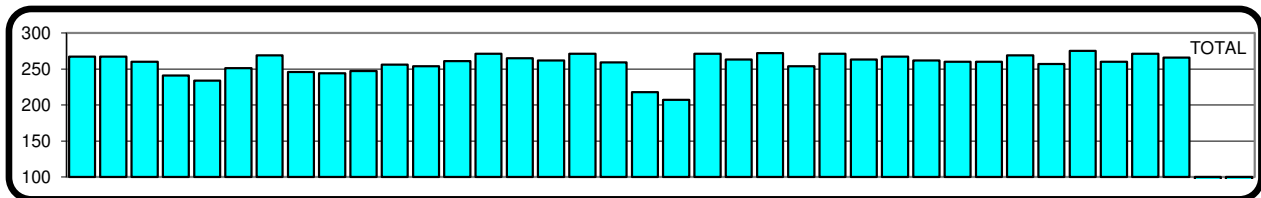
Butrick, Matt MARKSMAN Run date 03/25/26
 BR06 High Club 290 Last Year Average DNQ 0

MATCHES:

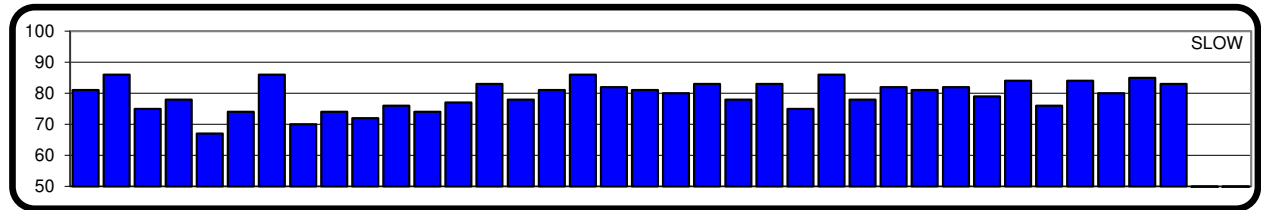
Total Scheduled	40
Total Completed	36
Balance Due	4
Drops Allowed	7
Above average	24
Below average	12
At Home Range	19
At Away Range	14
Regular Schedule	29
Make up	7
Made Team	25

Actual Over All Average	258.083 ¹¹⁰
Actual Final Average	261.576 ¹⁰⁸
Possible Final Average	263.931 ⁹⁸
Makeup Average	265.571
Home Average	259.737
Away Average	254.429
1st 12 Matches	253.000
Cleaned Slow	0
Cleaned Time	0
Cleaned Rapid	0
Cleaned Total	0

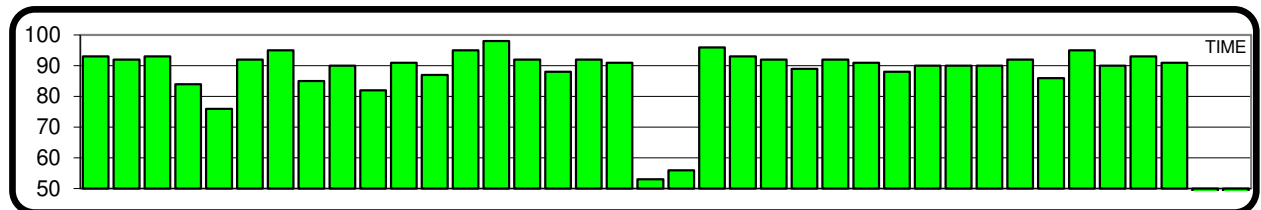
Top 3 - Scores	
First	275 ⁹
Second	272 ¹
Third	271 ⁵
Highest Slow	86
Highest Time	98
Highest Rapid	97
Highest Possible	281
% Tot Scores Above Ave.	66.7%
% Time vs. Rapid	36.1%
% Made Team	69.4%



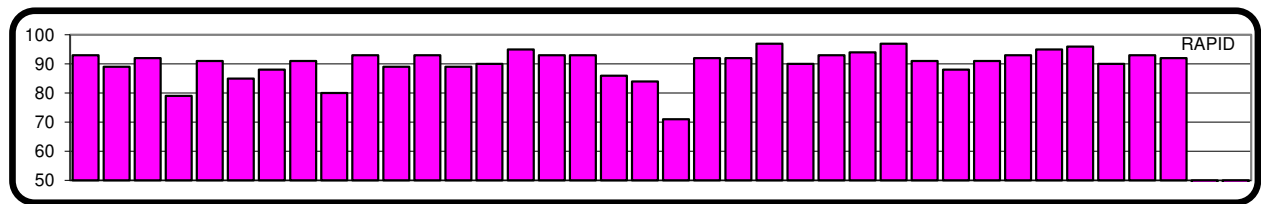
Actual Over All Average 258.083



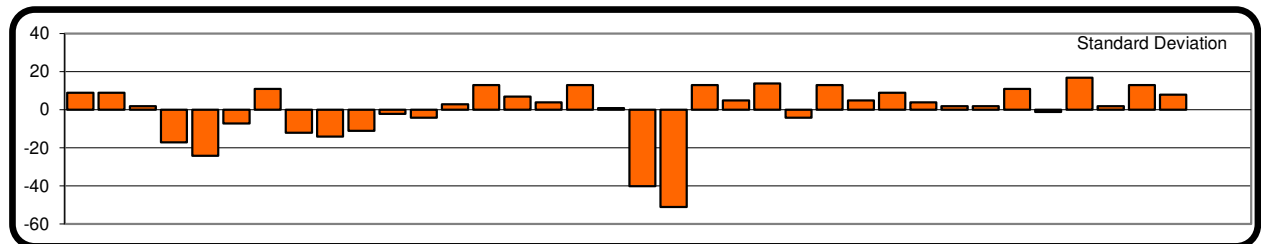
Average SLOW 79.444



Average TIME 88.417



Average RAPID 90.2222222



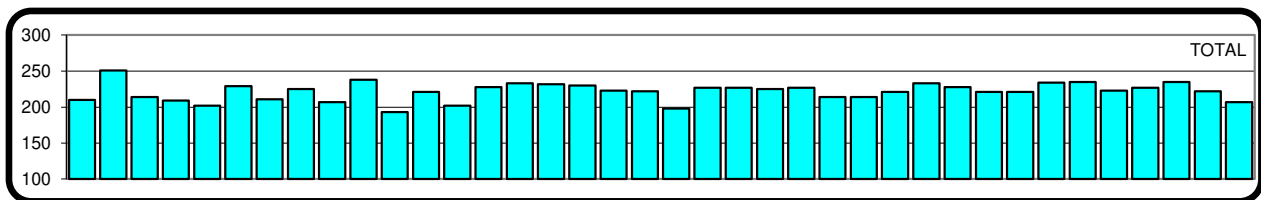
Standard Deviation

Deppisch, Jim SHARPSHOOTER Run date 03/25/26
 BR13 High Club 280 M Last Year Average 223.182 0

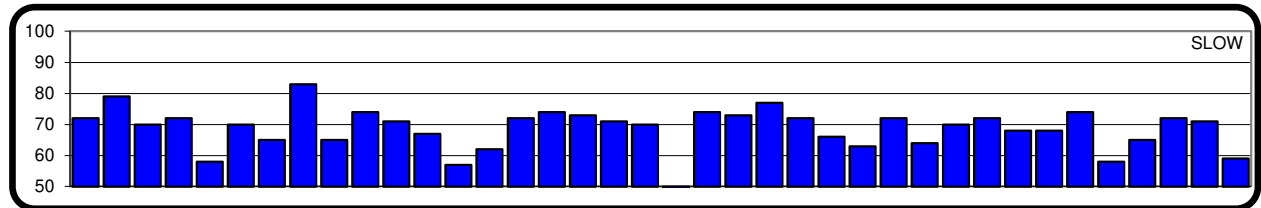
MATCHES:	
Total Scheduled	40
Total Completed	40
Balance Due	0
Drops Allowed	7
Above average	22
Below average	18
At Home Range	21
At Away Range	19
Regular Schedule	38
Make up	2
Made Team	4

Actual Over All Average	222.050 ⁵³
Actual Final Average	226.182 ⁴²
Possible Final Average	226.182 ⁴²
Makeup Average	217.000
Home Average	219.857
Away Average	224.474
1st 12 Matches	217.500
Cleaned Slow	0
Cleaned Time	0
Cleaned Rapid	0
Cleaned Total	0

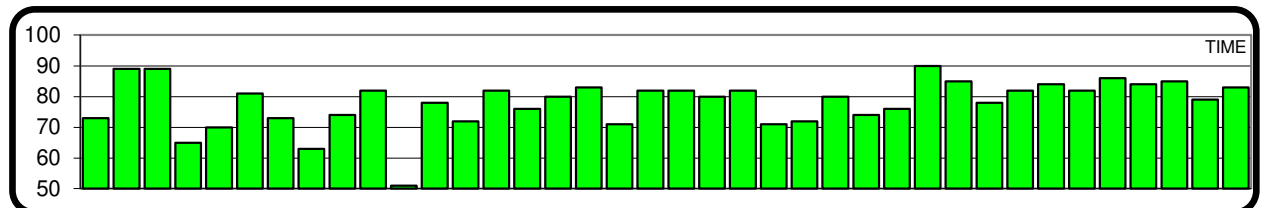
Top 3 - Scores	
First	251 ¹
Second	238 ¹
Third	236 ²
Highest Slow	83
Highest Time	90
Highest Rapid	85
Highest Possible	258
% Tot Scores Above Ave.	55.0%
% Time vs. Rapid	67.5%
% Made Team	10.0%



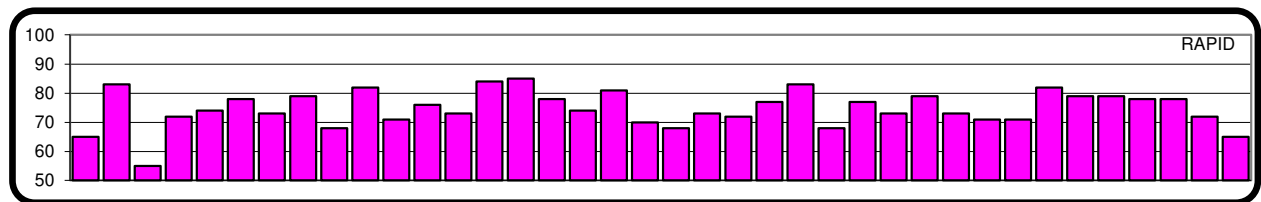
Actual Over All Average 222.050



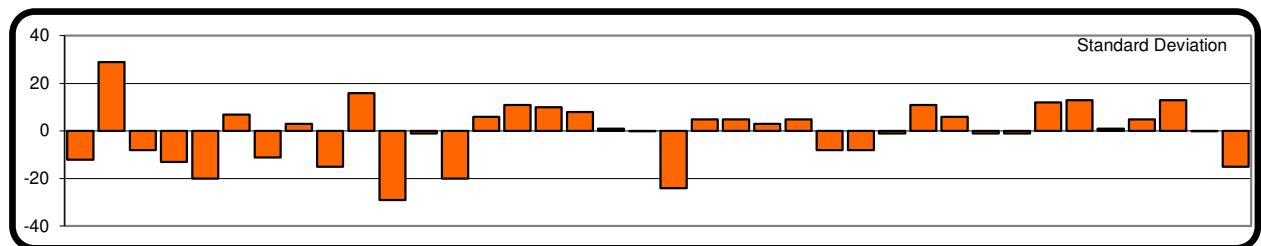
Average SLOW 68.825



Average TIME 78.325



Average RAPID 74.9



Standard Deviation

Feruski, Ray A HIGH MASTER Run date 03/25/26
 BR15 High Club 295 M Last Year Average 270.394 0

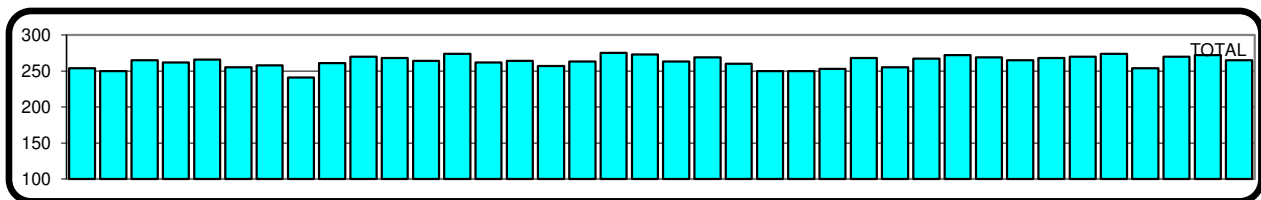
MATCHES:

Total Scheduled	40
Total Completed	40
Balance Due	0
Drops Allowed	7
Above average	24
Below average	16
At Home Range	20
At Away Range	20
Regular Schedule	32
Make up	8
Made Team	32

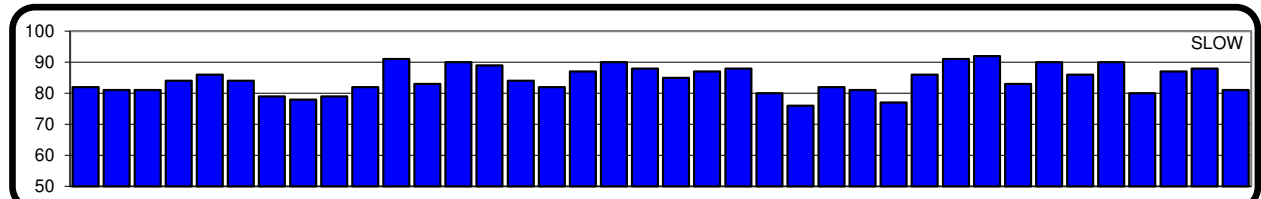
Actual Over All Average	262.975 ¹¹⁸
Actual Final Average	265.667 ¹⁰³
Possible Final Average	265.667 ¹⁰³
Makeup Average	265.500
Home Average	264.050
Away Average	261.900
1st 12 Matches	259.500
Cleaned Slow	0
Cleaned Time	0
Cleaned Rapid	0
Cleaned Total	0

Top 3 - Scores

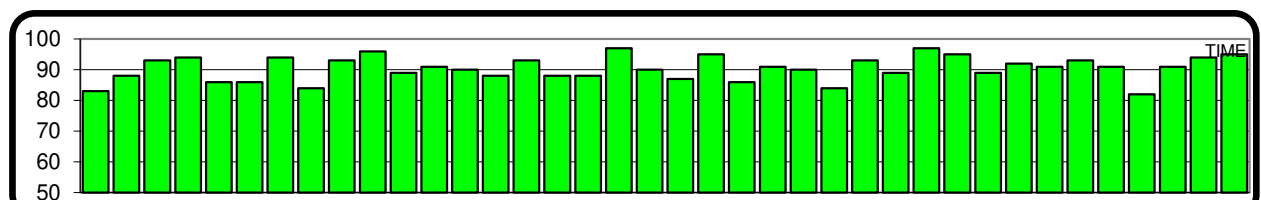
First	275 ⁵
Second	274 ³
Third	274 ²
Highest Slow	92
Highest Time	97
Highest Rapid	95
Highest Possible	284
% Tot Scores Above Ave.	60.0%
% Time vs. Rapid	65.0%
% Made Team	80.0%



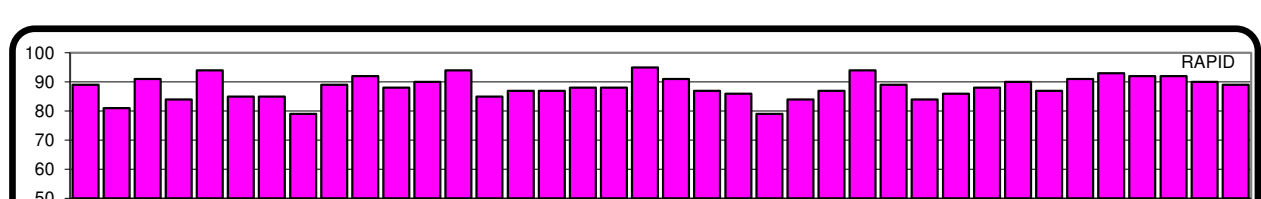
Actual Over All Average 262.975



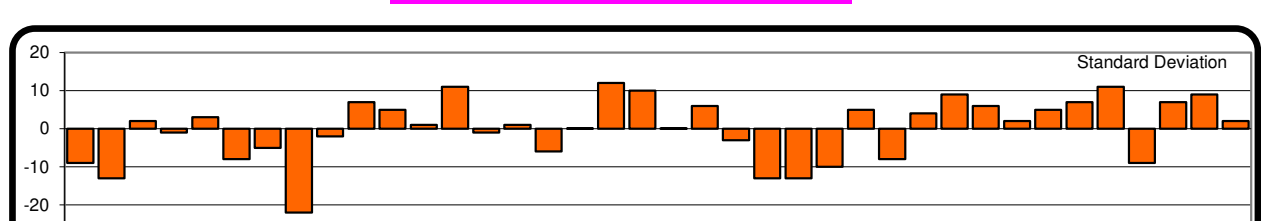
Average SLOW 84.575



Average TIME 90.175



Average RAPID 88.225



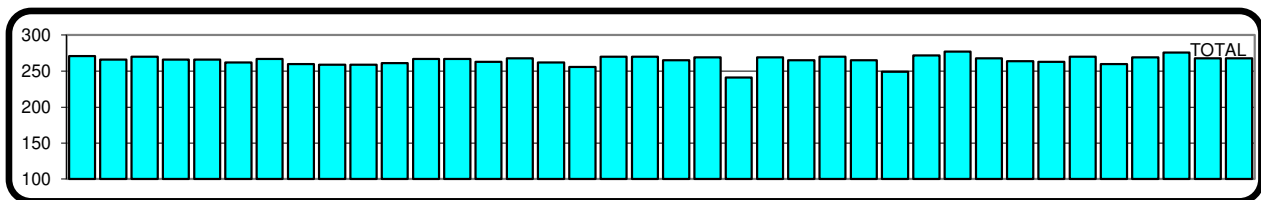
Standard Deviation

Goebel, Michael MASTER Run date 03/25/26
 BR54 High Club 280 M Last Year Average 272.061 0

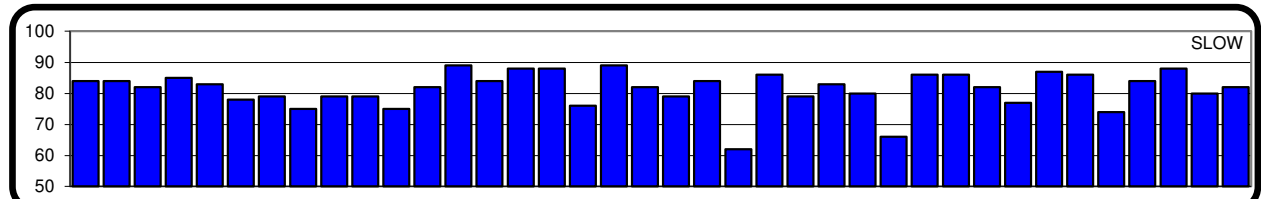
MATCHES:	
Total Scheduled	40
Total Completed	38
Balance Due	2
Drops Allowed	7
Above average	22
Below average	16
At Home Range	20
At Away Range	16
Regular Schedule	36
Make up	2
Made Team	35

Actual Over All Average	265.211	¹²⁹
Actual Final Average	267.091	¹¹⁸
Possible Final Average	267.548	¹¹⁶
Makeup Average	268.500	
Home Average	266.100	
Away Average	263.688	
1st 12 Matches	264.500	
Cleaned Slow	0	
Cleaned Time	0	
Cleaned Rapid	0	
Cleaned Total	0	

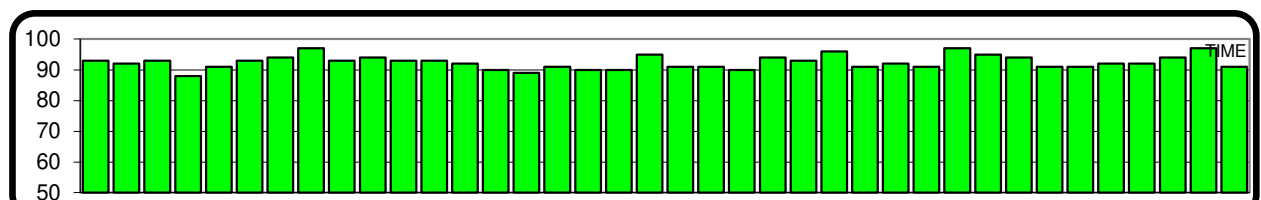
Top 3 - Scores	
First	277 ³
Second	276 ⁴
Third	272 ⁴
Highest Slow	89
Highest Time	97
Highest Rapid	95
Highest Possible	281
% Tot Scores Above Ave.	57.9%
% Time vs. Rapid	50.0%
% Made Team	92.1%



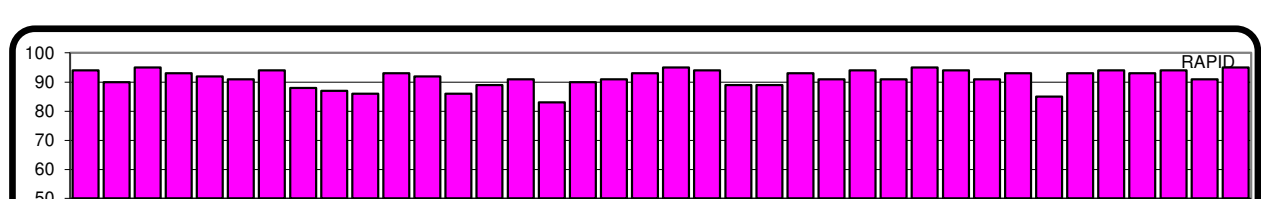
Actual Over All Average 265.211



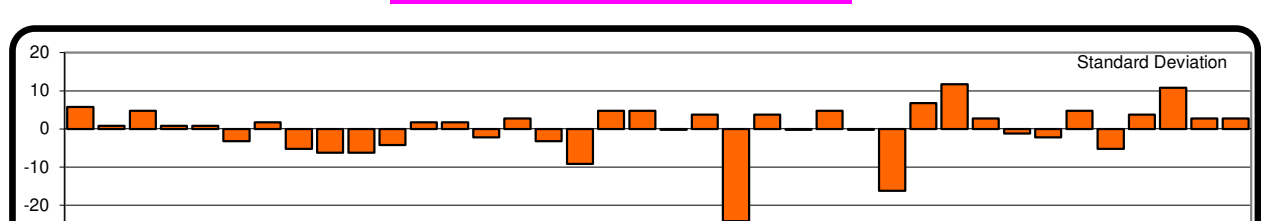
Average SLOW 81.368



Average TIME 92.474



Average RAPID 91.3684211



Standard Deviation

Grzincic, Jerry

MASTER

Run date 03/25/26

BR26 High Club 290

M

Last Year Average 268.061 0

MATCHES:

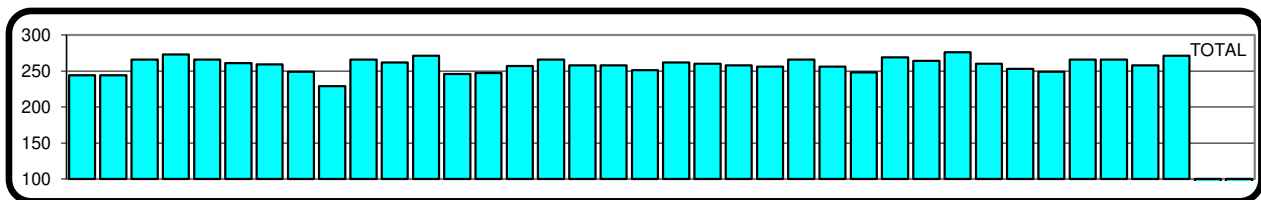
Total Scheduled	40
Total Completed	36
Balance Due	4
Drops Allowed	7
Above average	19
Below average	17
At Home Range	20
At Away Range	14
Regular Schedule	32
Make up	4
Made Team	29

Actual Over All Average	258.639 ⁹⁸
Actual Final Average	260.424 ⁹³
Possible Final Average	262.207 ⁸⁶
Makeup Average	249.250
Home Average	258.050
Away Average	261.571
1st 12 Matches	257.500

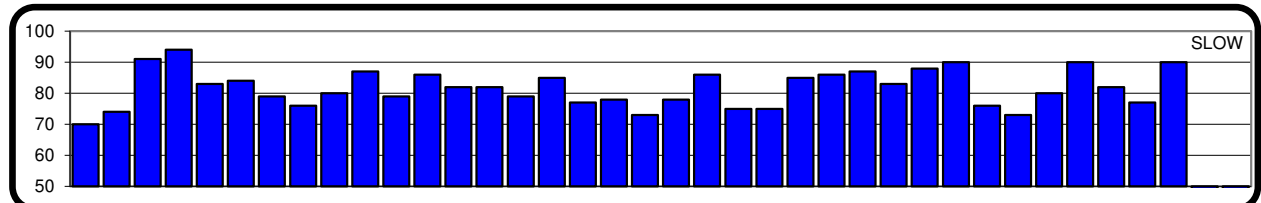
Cleaned Slow	0
Cleaned Time	0
Cleaned Rapid	0
Cleaned Total	0

Top 3 - Scores	
First	276 ⁰
Second	273 ³
Third	271 ⁶
Highest Slow	94
Highest Time	97
Highest Rapid	95
Highest Possible	286

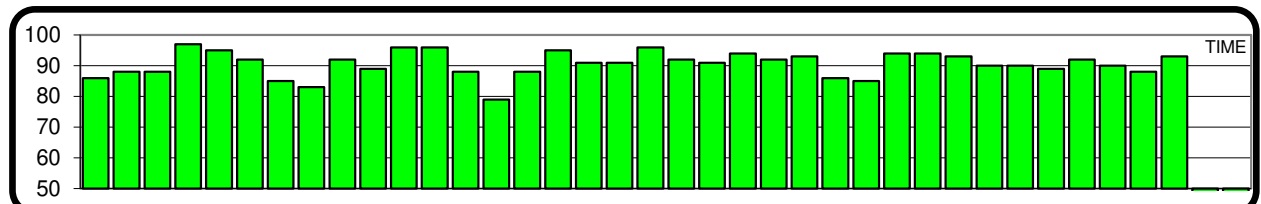
% Tot Scores Above Ave.	52.8%
% Time vs. Rapid	66.7%
% Made Team	80.6%



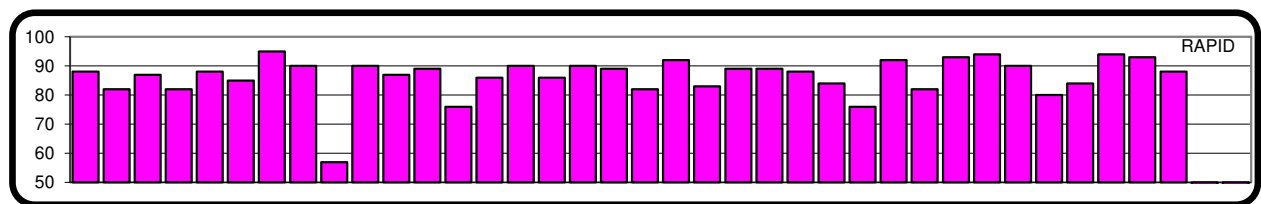
Actual Over All Average 258.639



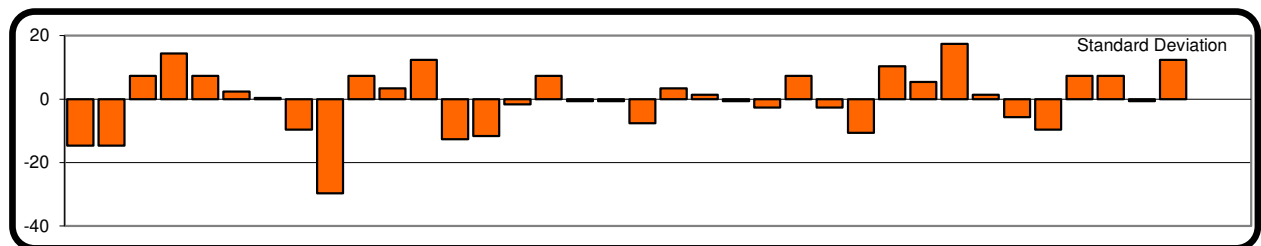
Average SLOW 81.667



Average TIME 90.583



Average RAPID 86.388889



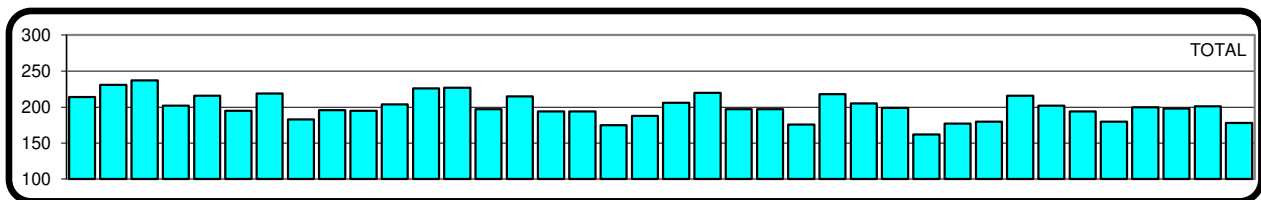
Standard Deviation 10.5

Kaplafka, Nick MARKSMAN Run date 03/25/26
 BR35 M Last Year Average 212.364 0

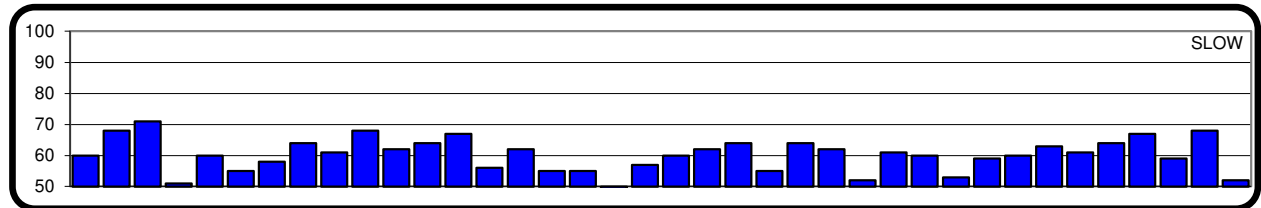
MATCHES:	
Total Scheduled	40
Total Completed	40
Balance Due	0
Drops Allowed	7
Above average	18
Below average	22
At Home Range	31
At Away Range	5
Regular Schedule	24
Make up	16
Made Team	2

Actual Over All Average	199.250 ³⁶
Actual Final Average	204.636 ³¹
Possible Final Average	204.636 ³¹
Makeup Average	200.875
Home Average	196.677
Away Average	197.800
1st 12 Matches	209.833
Cleaned Slow	0
Cleaned Time	0
Cleaned Rapid	0
Cleaned Total	0

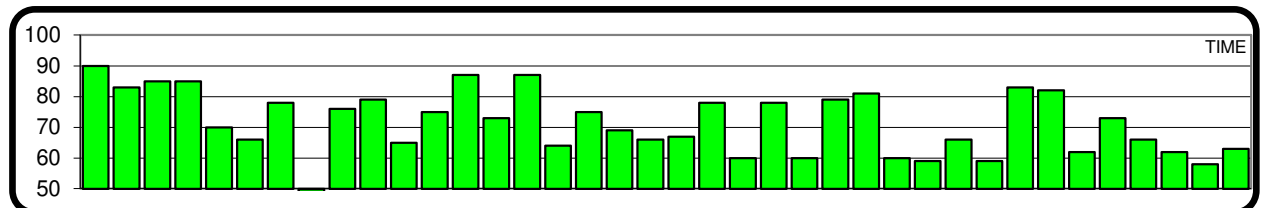
Top 3 - Scores	
First	237 ²
Second	231 ¹
Third	227 ⁰
Highest Slow	71
Highest Time	90
Highest Rapid	87
Highest Possible	248
% Tot Scores Above Ave.	45.0%
% Time vs. Rapid	55.0%
% Made Team	5.0%



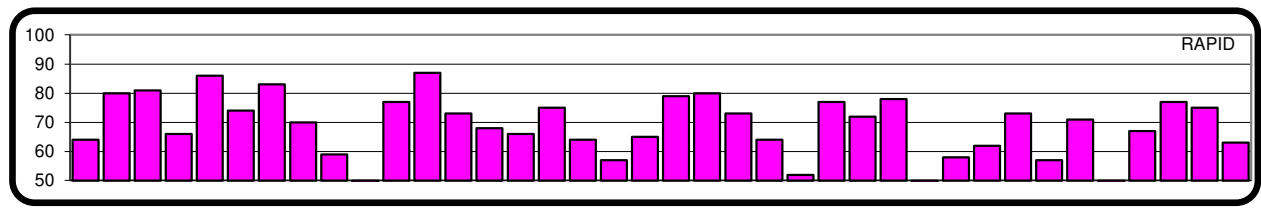
Actual Over All Average 199.250



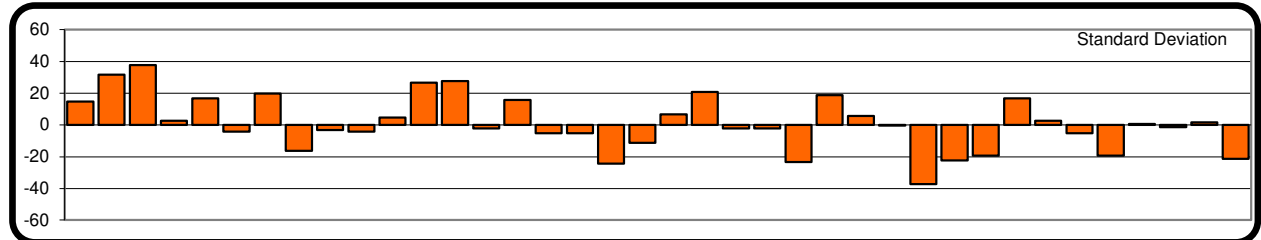
Average SLOW 59.850



Average TIME 70.900



Average RAPID 68.5



Standard Deviation

Keirnan, John

SHARPSHOOTER

Run date 03/25/26

BR34 High Club 280

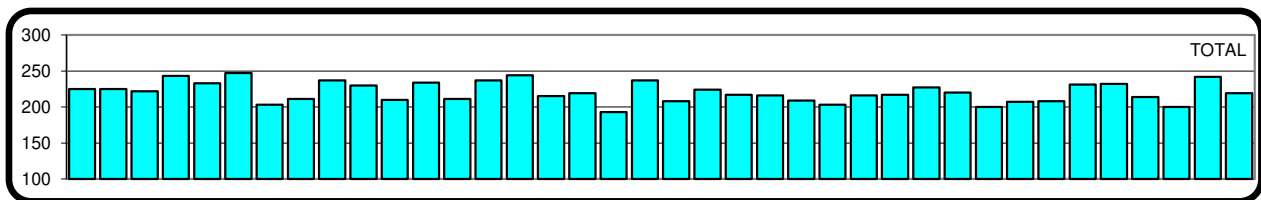
M

Last Year Average 224.364 0

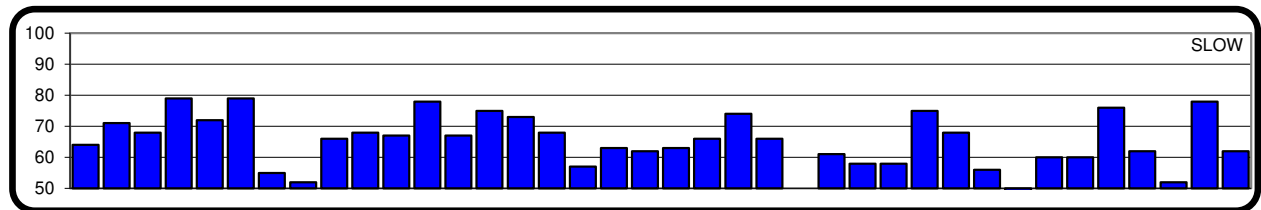
MATCHES:	
Total Scheduled	40
Total Completed	39
Balance Due	1
Drops Allowed	7
Above average	17
Below average	22
At Home Range	23
At Away Range	13
Regular Schedule	32
Make up	7
Made Team	5

Actual Over All Average	220.231 ⁵⁸
Actual Final Average	223.848 ⁴⁹
Possible Final Average	224.375 ⁴⁷
Makeup Average	225.143
Home Average	220.913
Away Average	218.154
1st 12 Matches	226.667
Cleaned Slow	0
Cleaned Time	0
Cleaned Rapid	0
Cleaned Total	0

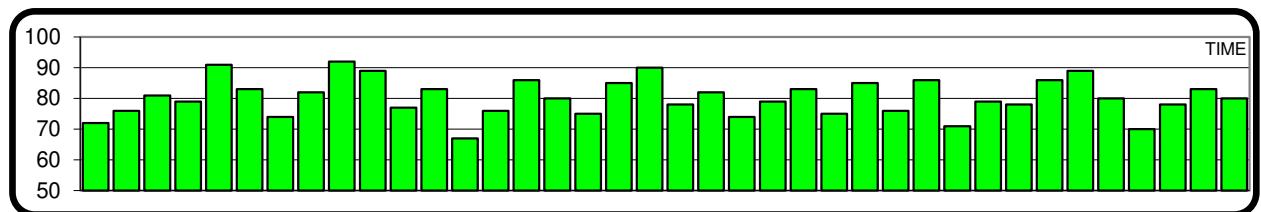
Top 3 - Scores	
First	247 ¹
Second	244 ¹
Third	243 ²
Highest Slow	79
Highest Time	92
Highest Rapid	89
Highest Possible	260
% Tot Scores Above Ave.	43.6%
% Time vs. Rapid	69.2%
% Made Team	12.8%



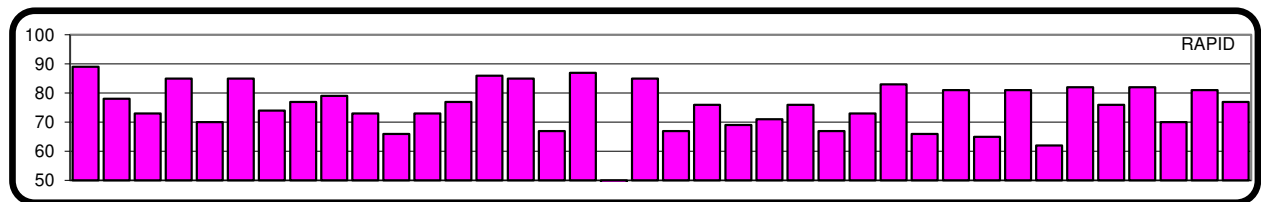
Actual Over All Average 220.231



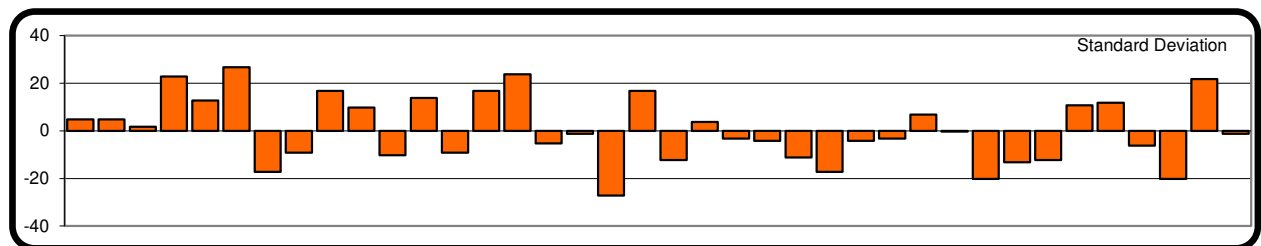
Average SLOW 65.026



Average TIME 80.205



Average RAPID 75



Standard Deviation

Kohout, Buzz

MASTER

Run date 03/25/26

BR33 High Club 295

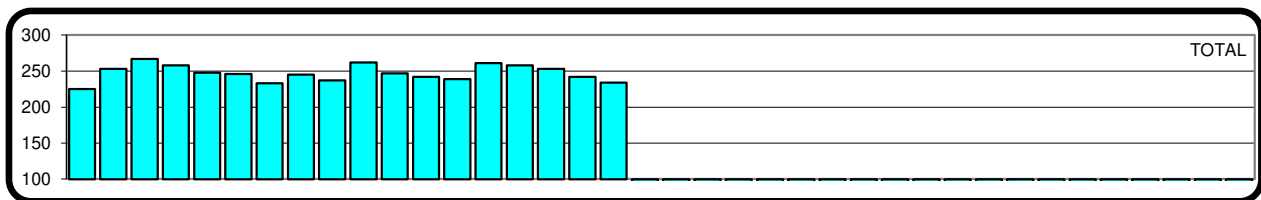
M

Last Year Average 257.970 0

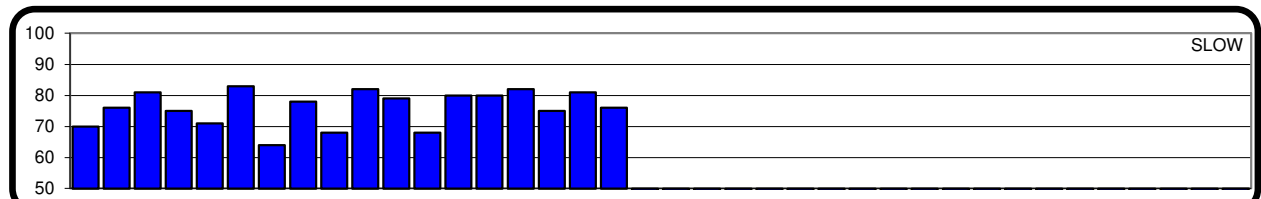
MATCHES:	
Total Scheduled	40
Total Completed	18
Balance Due	22
Drops Allowed	7
Above average	8
Below average	10
At Home Range	10
At Away Range	8
Regular Schedule	18
Make up	0
Made Team	11

Actual Over All Average	247.222 ³⁶
Actual Final Average	247.222 ³⁶
Possible Final Average	254.364 ²³
Makeup Average	None
Home Average	242.000
Away Average	253.750
1st 12 Matches	246.917
Cleaned Slow	0
Cleaned Time	0
Cleaned Rapid	0
Cleaned Total	0

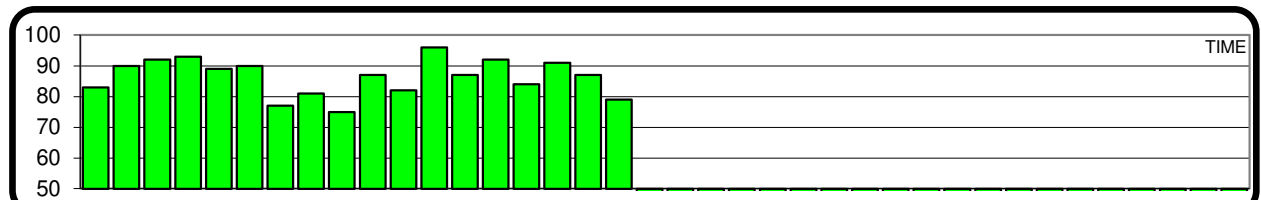
Top 3 - Scores	
First	267 ⁵
Second	262 ³
Third	261 ¹
Highest Slow	83
Highest Time	96
Highest Rapid	94
Highest Possible	273
% Tot Scores Above Ave.	44.4%
% Time vs. Rapid	55.6%
% Made Team	61.1%



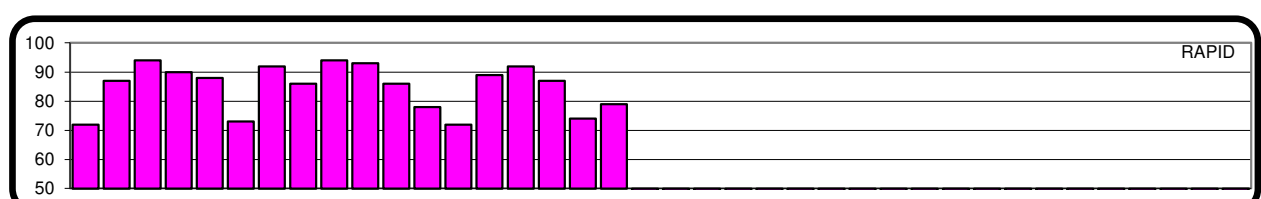
Actual Over All Average 247.222



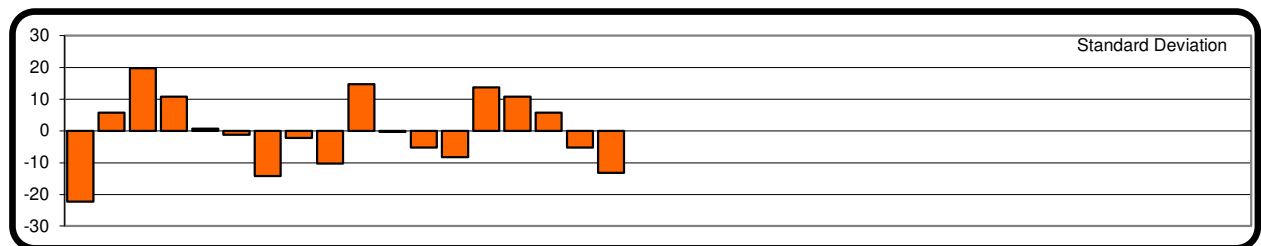
Average SLOW 76.056



Average TIME 86.389



Average RAPID 84.777778



Standard Deviation

Langermeier, Keith

MASTER

Run date 03/25/26

BR36 High Club 295

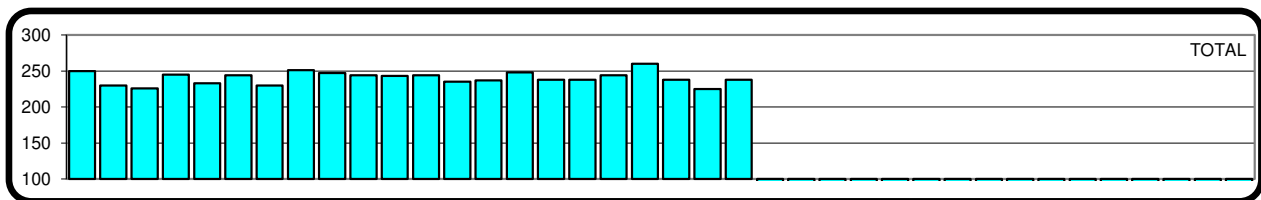
M

Last Year Average 243.212 0

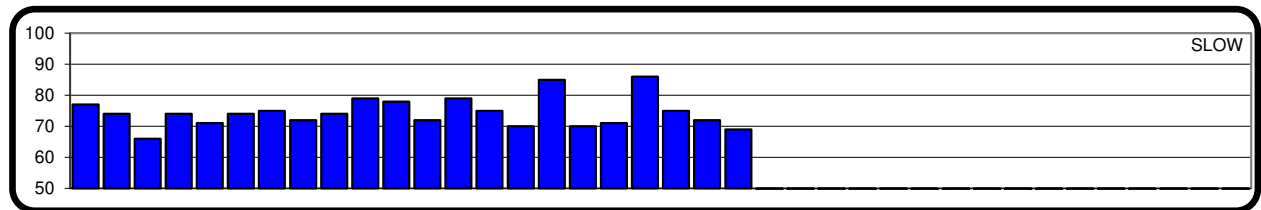
MATCHES:	
Total Scheduled	40
Total Completed	22
Balance Due	18
Drops Allowed	7
Above average	11
Below average	11
At Home Range	14
At Away Range	6
Regular Schedule	20
Make up	2
Made Team	8

Actual Over All Average	240.364 ⁴⁵
Actual Final Average	240.364 ⁴⁵
Possible Final Average	244.800 ³²
Makeup Average	240.000
Home Average	241.000
Away Average	239.000
1st 12 Matches	240.583
Cleaned Slow	0
Cleaned Time	0
Cleaned Rapid	0
Cleaned Total	0

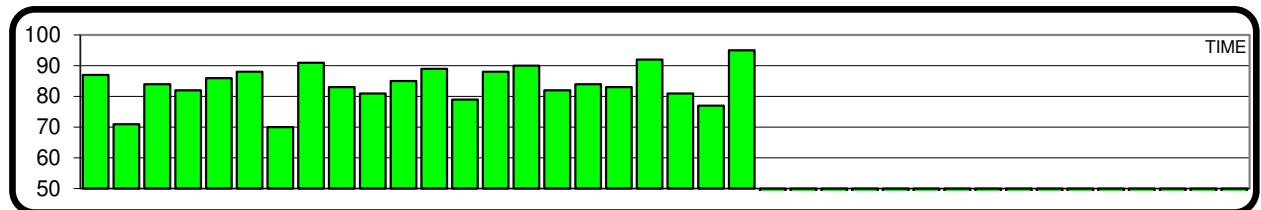
Top 3 - Scores	
First	260 ²
Second	251 ²
Third	250 ³
Highest Slow	86
Highest Time	95
Highest Rapid	90
Highest Possible	271
% Tot Scores Above Ave.	50.0%
% Time vs. Rapid	63.6%
% Made Team	36.4%



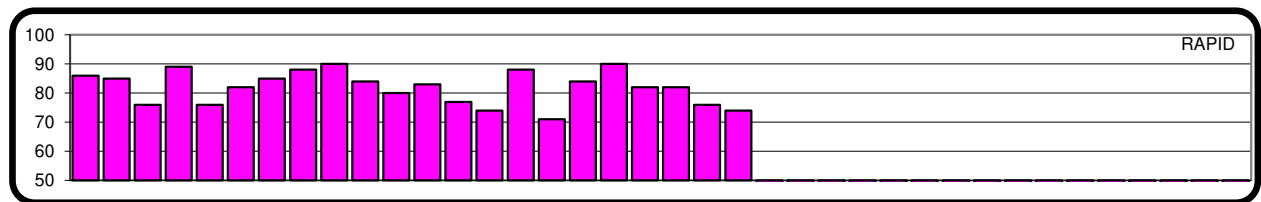
Actual Over All Average 240.364



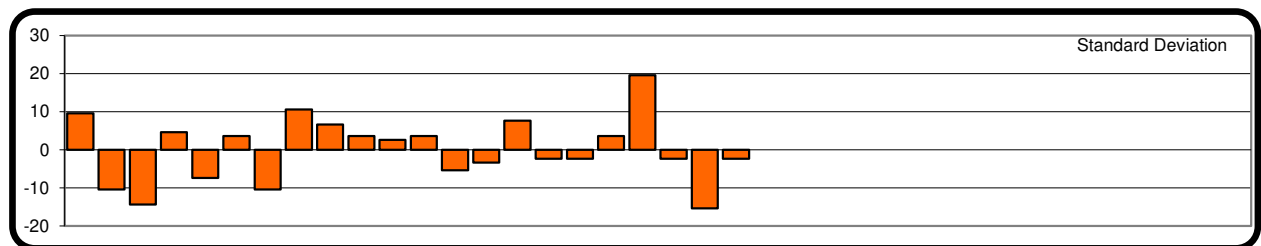
Average SLOW 74.455



Average TIME 84.000



Average RAPID 81.9090909




Standard Deviation

Leissa, Eric MASTER Run date 03/25/26
 BR41 High Club 280 M Last Year Average DNQ 0


MATCHES:	
Total Scheduled	40
Total Completed	8
Balance Due	32
Drops Allowed	7
Above average	5
Below average	3
At Home Range	8
At Away Range	0
Regular Schedule	8
Make up	0
Made Team	0

Actual Over All Average	84.250 ¹
Actual Final Average	84.250 ¹
Possible Final Average	129.000 ⁰
Makeup Average	None
Home Average	84.250
Away Average	None
1st 12 Matches	None
Cleaned Slow	0
Cleaned Time	0
Cleaned Rapid	0
Cleaned Total	0


Top 3 - Scores	
First	129 ⁰
Second	97 ⁰
Third	94 ⁰
Highest Slow	38
Highest Time	51
Highest Rapid	53
Highest Possible	142
% Tot Scores Above Ave.	62.5%
% Time vs. Rapid	50.0%
% Made Team	0.0%




Actual Over All Average 84.250




Average SLOW 21.125



Average TIME 29.125



Average RAPID 34



Standard Deviation

McNeeley, Paul

EXPERT

Run date 03/25/26

BR50 High Club 280

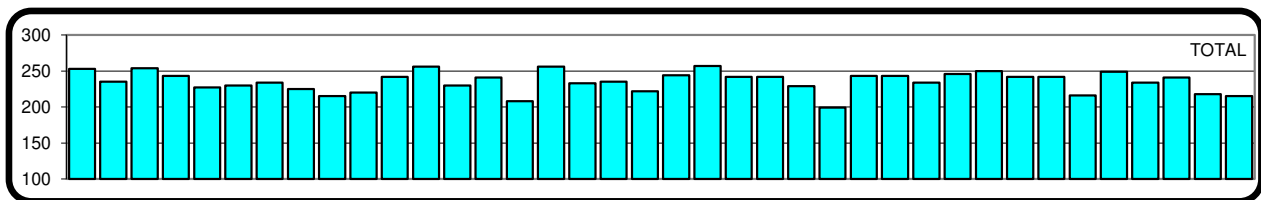
M

Last Year Average 242.818 0

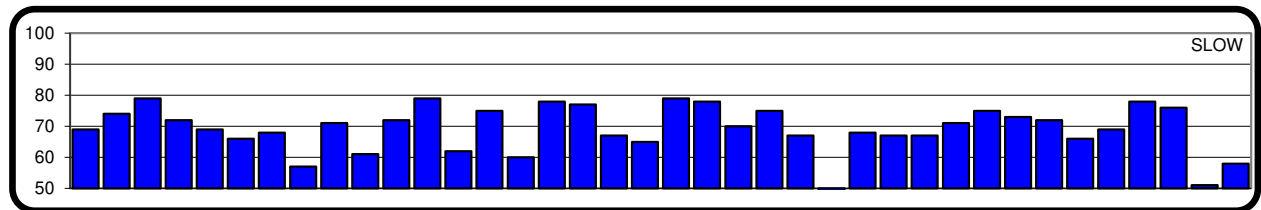
MATCHES:	
Total Scheduled	40
Total Completed	38
Balance Due	2
Drops Allowed	7
Above average	19
Below average	19
At Home Range	20
At Away Range	18
Regular Schedule	37
Make up	1
Made Team	14

Actual Over All Average	235.395 ⁸²
Actual Final Average	239.152 ⁷⁴
Possible Final Average	240.452 ⁷¹
Makeup Average	241.000
Home Average	238.750
Away Average	231.667
1st 12 Matches	236.167
Cleaned Slow	0
Cleaned Time	0
Cleaned Rapid	0
Cleaned Total	0

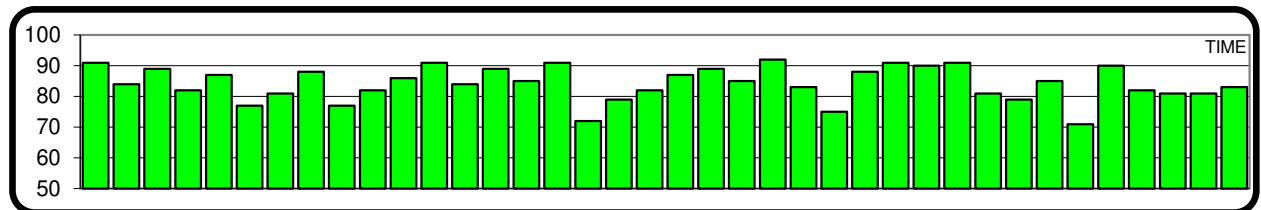
Top 3 - Scores	
First	257 ³
Second	256 ³
Third	256 ¹
Highest Slow	79
Highest Time	92
Highest Rapid	94
Highest Possible	265
% Tot Scores Above Ave.	50.0%
% Time vs. Rapid	55.3%
% Made Team	36.8%



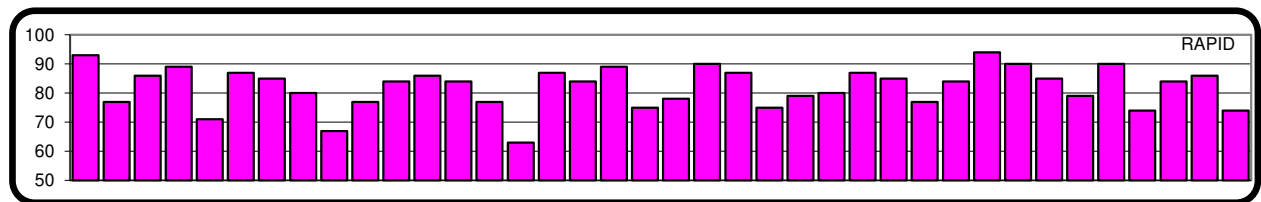
Actual Over All Average 235.395



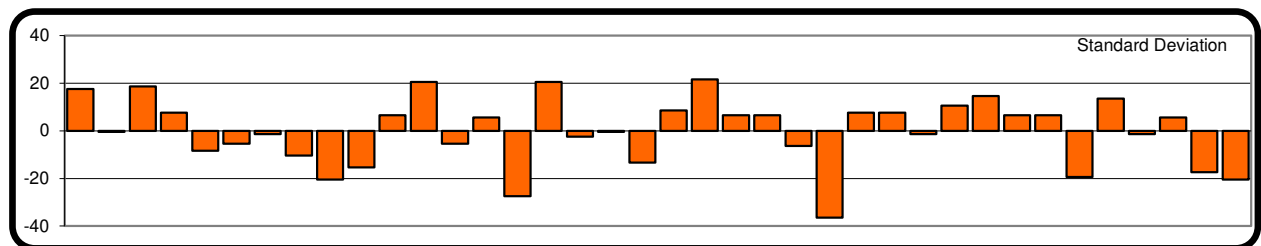
Average SLOW 69.079



Average TIME 84.237



Average RAPID 82.0789474



Standard Deviation

McNeeley, Sue

SHARPSHOOTER

Run date 03/25/26

BR51 High Club 280

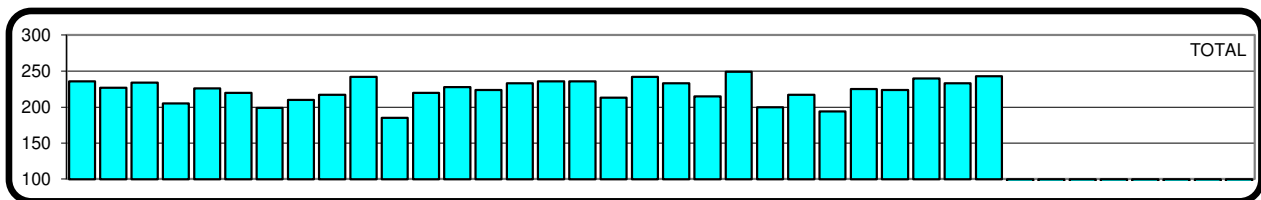
F

Last Year Average 232.964 0

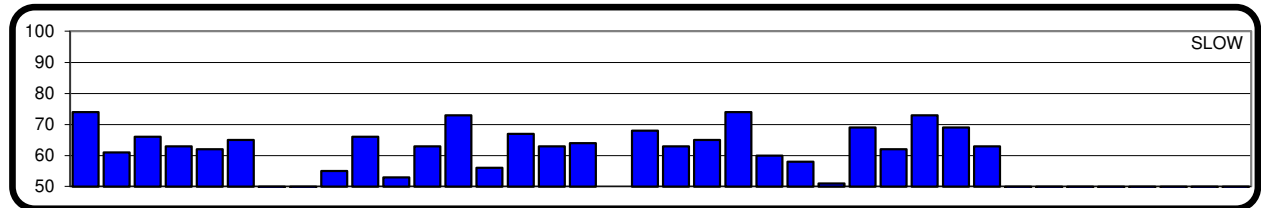
MATCHES:	
Total Scheduled	40
Total Completed	30
Balance Due	10
Drops Allowed	7
Above average	18
Below average	12
At Home Range	18
At Away Range	12
Regular Schedule	30
Make up	0
Made Team	3

Actual Over All Average	223.533 ⁴¹
Actual Final Average	223.533 ⁴¹
Possible Final Average	230.435 ³⁶
Makeup Average	None
Home Average	220.444
Away Average	228.167
1st 12 Matches	218.417
Cleaned Slow	0
Cleaned Time	0
Cleaned Rapid	0
Cleaned Total	0

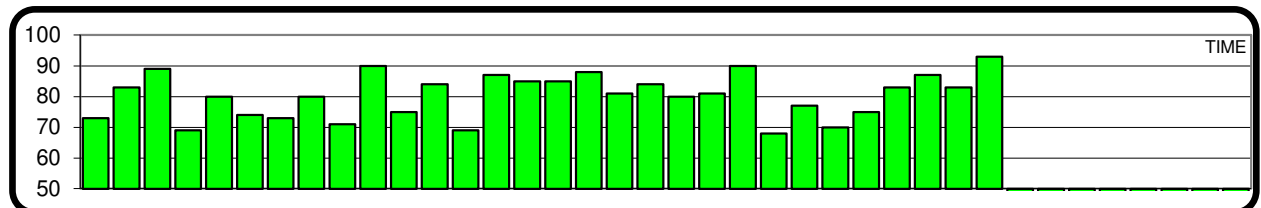
Top 3 - Scores	
First	249 ²
Second	243 ²
Third	242 ⁰
Highest Slow	74
Highest Time	93
Highest Rapid	91
Highest Possible	258
% Tot Scores Above Ave.	60.0%
% Time vs. Rapid	43.3%
% Made Team	10.0%



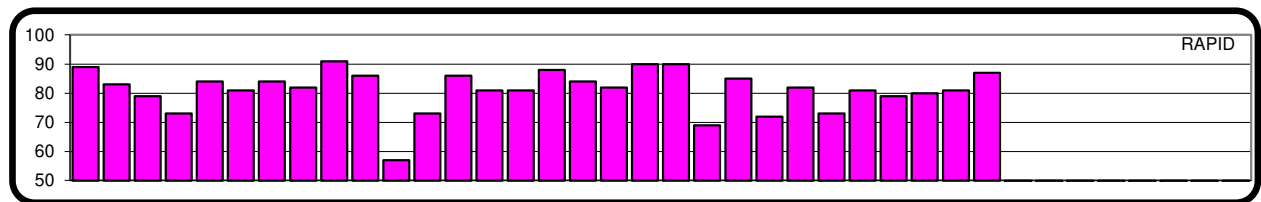
Actual Over All Average 223.533



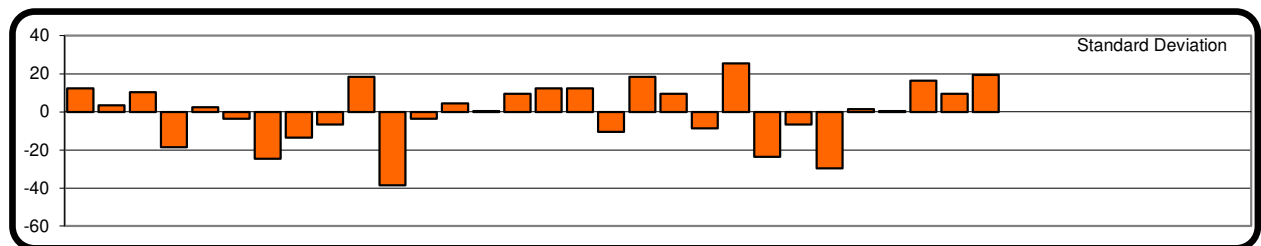
Average SLOW 62.200



Average TIME 80.233



Average RAPID 81.1



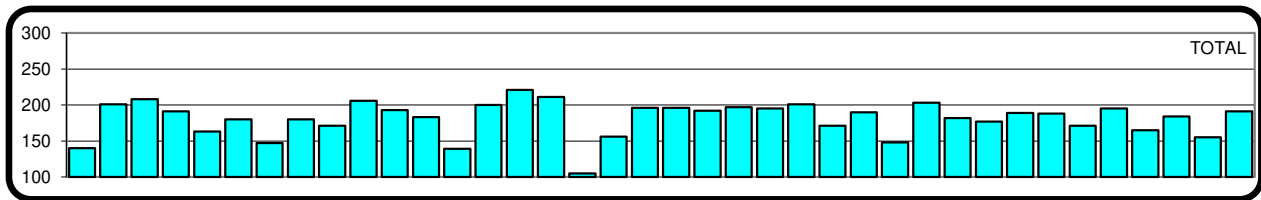
Standard Deviation

Statny-Beckett, Louise PRO-MARKSMAN Run date 03/25/26
 BR65 F Last Year Average 0.000 0

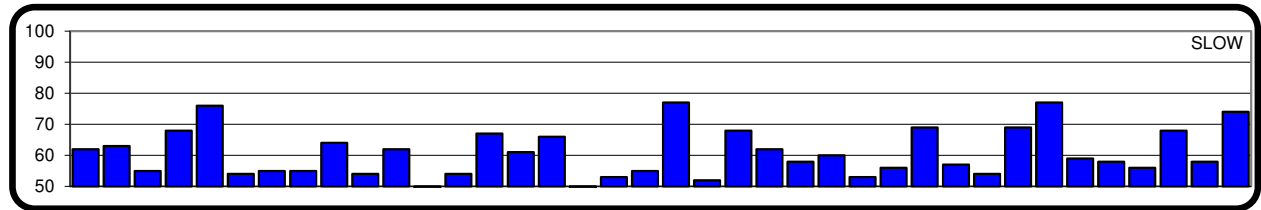
MATCHES:	
Total Scheduled	40
Total Completed	40
Balance Due	0
Drops Allowed	7
Above average	24
Below average	16
At Home Range	15
At Away Range	23
Regular Schedule	30
Make up	10
Made Team	0

Actual Over All Average	182.950 ²⁸
Actual Final Average	191.758 ²⁷
Possible Final Average	191.758 ²⁷
Makeup Average	192.200
Home Average	185.600
Away Average	182.304
1st 12 Matches	180.250
Cleaned Slow	0
Cleaned Time	0
Cleaned Rapid	0
Cleaned Total	0

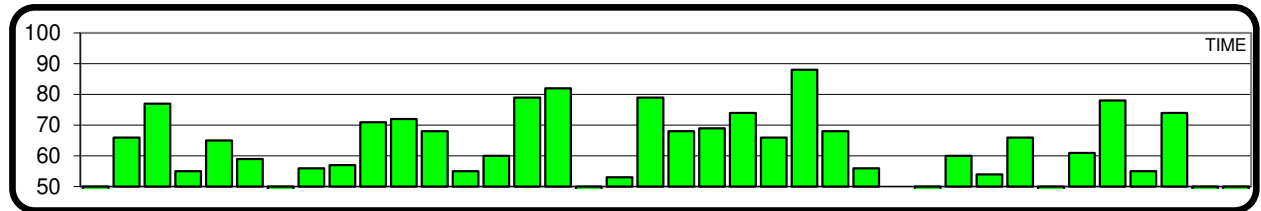
Top 3 - Scores	
First	221 ⁰
Second	220 ²
Third	217 ¹
Highest Slow	77
Highest Time	88
Highest Rapid	87
Highest Possible	252
% Tot Scores Above Ave.	60.0%
% Time vs. Rapid	52.5%
% Made Team	0.0%



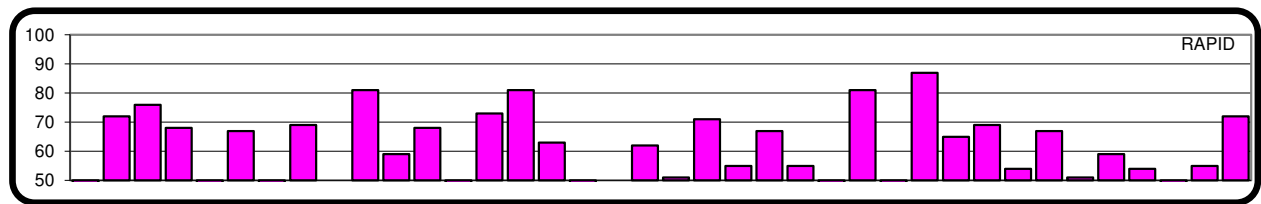
Actual Over All Average 182.950



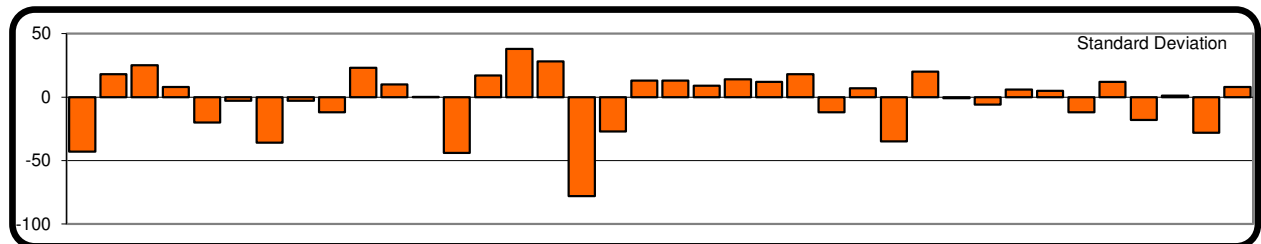
Average SLOW 60.975



Average TIME 62.225



Average RAPID 59.75



Standard Deviation

Barcon, Alan

HIGH MASTER

Run date 03/25/26

EW08 High Club 295

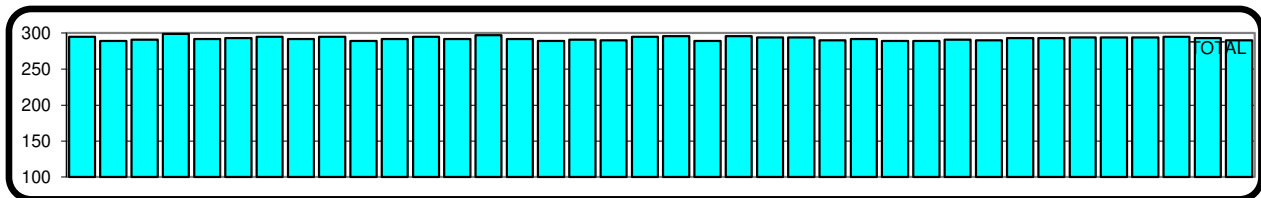
M

Last Year Average 291.125 0

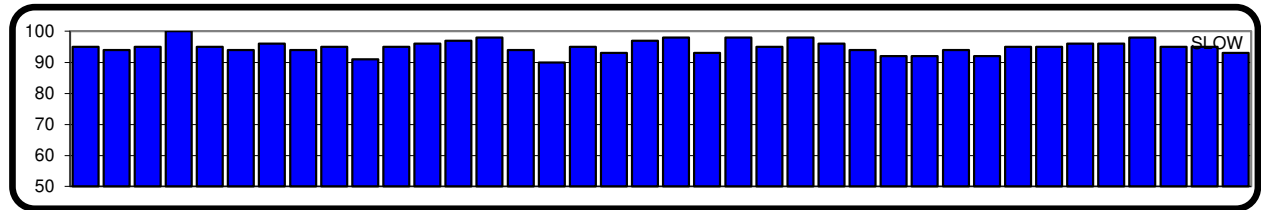
MATCHES:	
Total Scheduled	40
Total Completed	38
Balance Due	2
Drops Allowed	7
Above average	19
Below average	19
At Home Range	19
At Away Range	19
Regular Schedule	36
Make up	2
Made Team	36

Actual Over All Average	292.605 ³⁷¹
Actual Final Average	293.152 ³²⁴
Possible Final Average	293.387 ³⁰⁴
Makeup Average	294.500
Home Average	292.789
Away Average	292.421
1st 12 Matches	293.083
Cleaned Slow	1
Cleaned Time	11
Cleaned Rapid	8
Cleaned Total	20

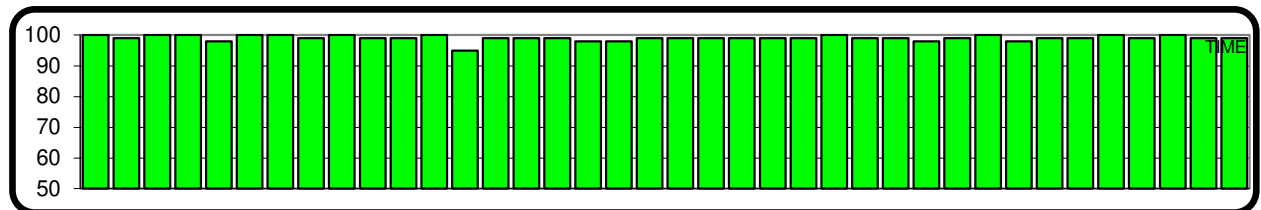
Top 3 - Scores	
First	299 ¹⁰
Second	297 ¹²
Third	296 ⁸
Highest Slow	100
Highest Time	100
Highest Rapid	100
Highest Possible	300
% Tot Scores Above Ave.	50.0%
% Time vs. Rapid	42.1%
% Made Team	94.7%



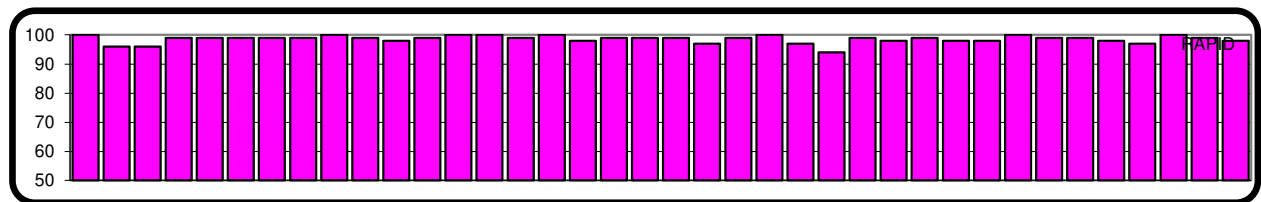
Actual Over All Average 292.605



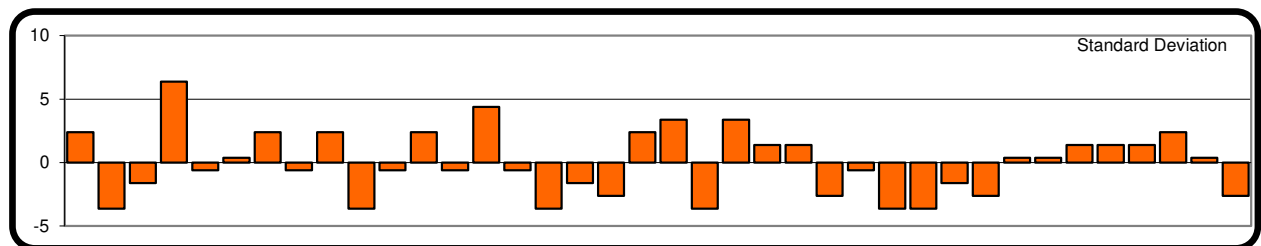
Average SLOW 94.974



Average TIME 99.053



Average RAPID 98.5789474



Standard Deviation

Barnett, Brad

EXPERT

Run date 03/25/26

EW12 High Club 280

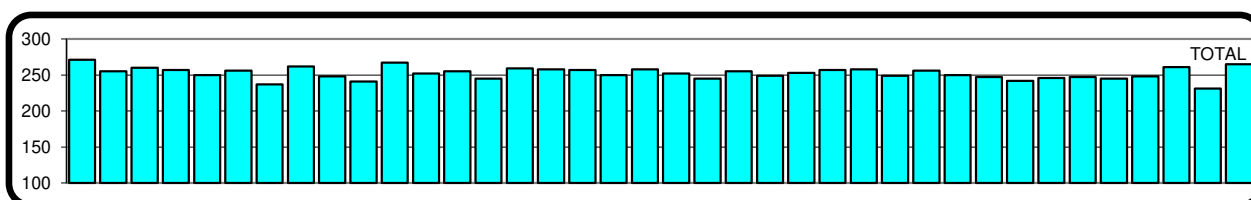
M

Last Year Average 256.606 0

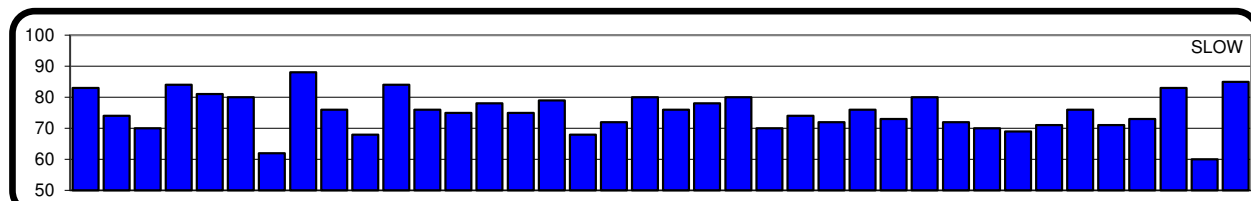
MATCHES:	
Total Scheduled	40
Total Completed	40
Balance Due	0
Drops Allowed	7
Above average	21
Below average	19
At Home Range	20
At Away Range	20
Regular Schedule	40
Make up	0
Made Team	11

Actual Over All Average	252.900 ⁹⁶
Actual Final Average	255.455 ⁸⁵
Possible Final Average	255.455 ⁸⁵
Makeup Average	None
Home Average	252.950
Away Average	252.850
1st 12 Matches	254.667
Cleaned Slow	0
Cleaned Time	0
Cleaned Rapid	0
Cleaned Total	0

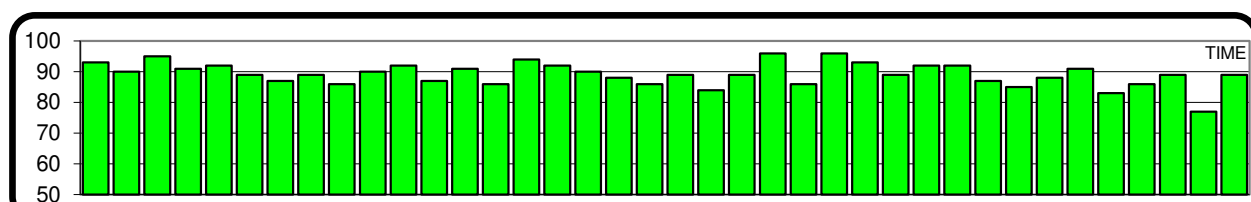
Top 3 - Scores	
First	271 ⁵
Second	267 ³
Third	265 ²
Highest Slow	88
Highest Time	96
Highest Rapid	99
Highest Possible	283
% Tot Scores Above Ave.	52.5%
% Time vs. Rapid	55.0%
% Made Team	27.5%



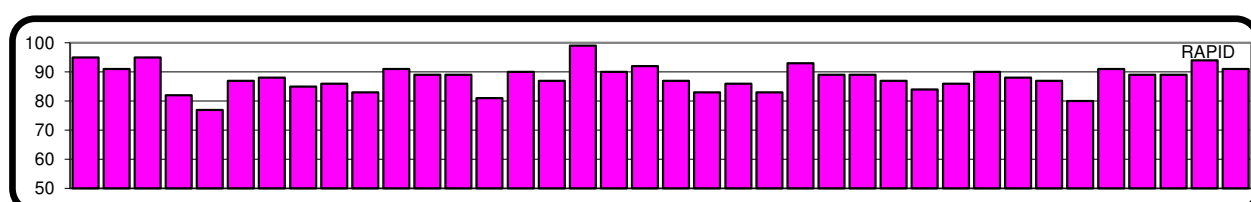
Actual Over All Average 252.900



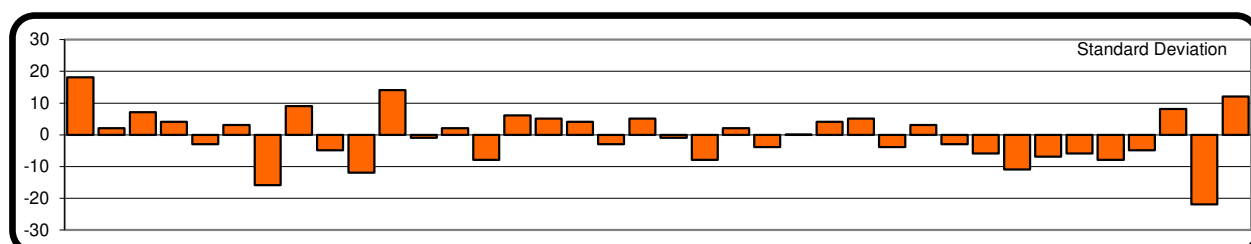
Average SLOW 75.600



Average TIME 89.200



Average RAPID 88.1



Standard Deviation

Barnett, Christine

SHARPSHOOTER

Run date 03/25/26

EW11

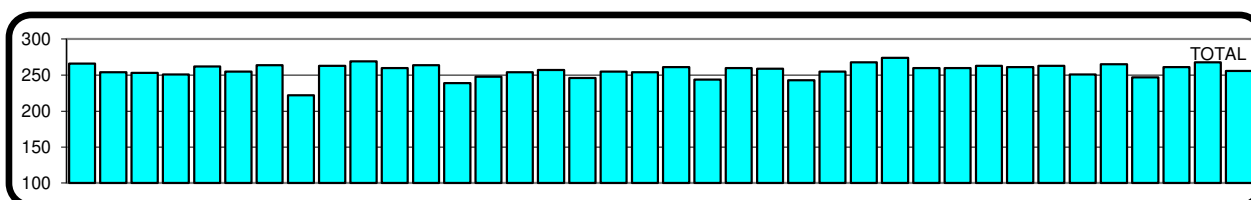
F

Last Year Average 256.727 0

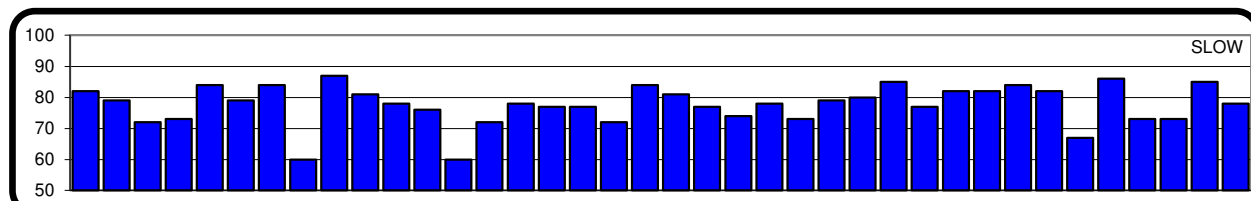
MATCHES:	
Total Scheduled	40
Total Completed	40
Balance Due	0
Drops Allowed	7
Above average	22
Below average	18
At Home Range	20
At Away Range	20
Regular Schedule	40
Make up	0
Made Team	14

Actual Over All Average	256.450 ¹⁰⁰
Actual Final Average	259.848 ⁸⁷
Possible Final Average	259.848 ⁸⁷
Makeup Average	None
Home Average	255.500
Away Average	257.400
1st 12 Matches	256.917
Cleaned Slow	0
Cleaned Time	0
Cleaned Rapid	0
Cleaned Total	0

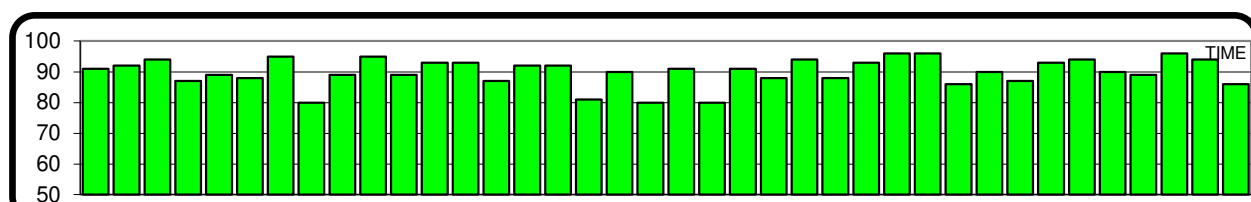
Top 3 - Scores	
First	274 ³
Second	269 ¹
Third	268 ²
Highest Slow	87
Highest Time	96
Highest Rapid	95
Highest Possible	278
% Tot Scores Above Ave.	55.0%
% Time vs. Rapid	47.5%
% Made Team	35.0%



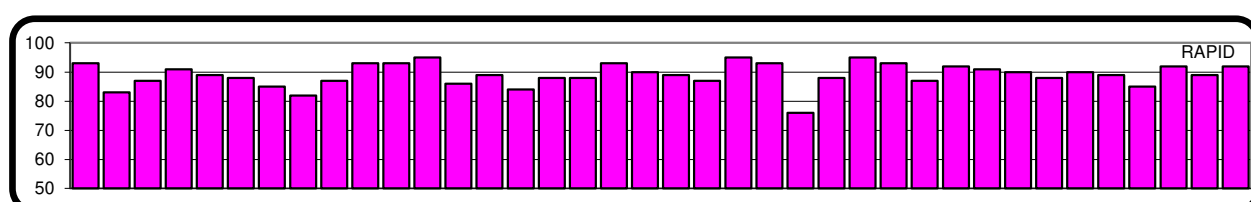
Actual Over All Average 256.450



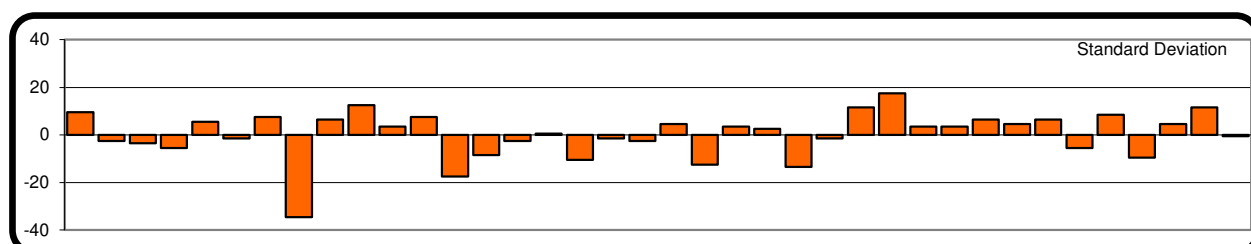
Average SLOW 77.425



Average TIME 89.925



Average RAPID 89.1



Standard Deviation

Barnett, Theresa

EXPERT

Run date 03/25/26

EW13

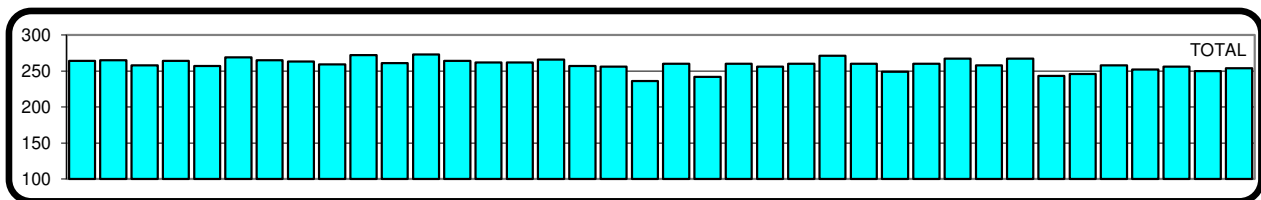
F

Last Year Average 262.606 0

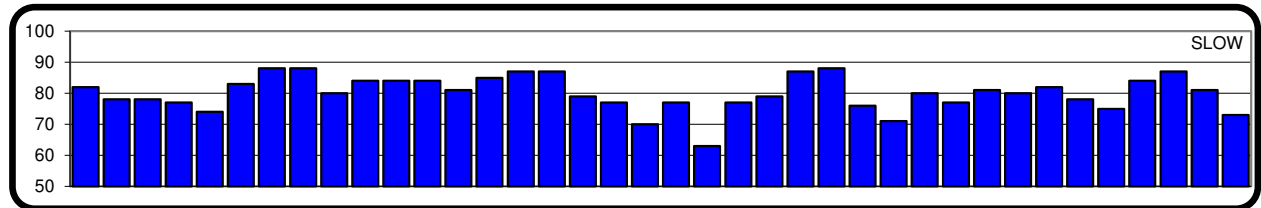
MATCHES:	
Total Scheduled	40
Total Completed	39
Balance Due	1
Drops Allowed	7
Above average	22
Below average	17
At Home Range	20
At Away Range	19
Regular Schedule	38
Make up	1
Made Team	17

Actual Over All Average	258.897 ¹¹⁰
Actual Final Average	261.545 ⁹⁷
Possible Final Average	261.844 ⁹⁷
Makeup Average	267.000
Home Average	257.700
Away Average	260.158
1st 12 Matches	264.167
Cleaned Slow	0
Cleaned Time	0
Cleaned Rapid	0
Cleaned Total	0

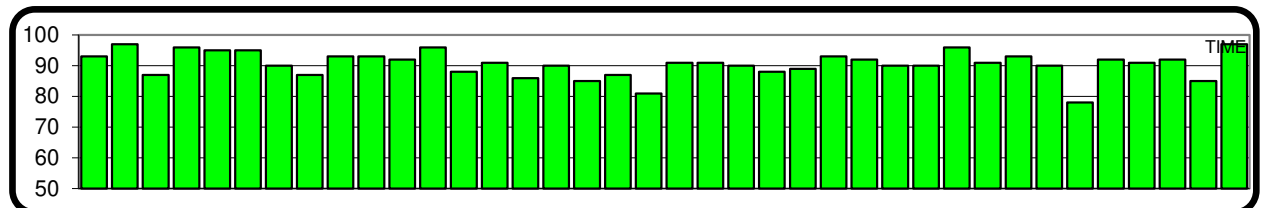
Top 3 - Scores	
First	273 ⁵
Second	272 ³
Third	271 ⁵
Highest Slow	88
Highest Time	97
Highest Rapid	95
Highest Possible	280
% Tot Scores Above Ave.	56.4%
% Time vs. Rapid	61.5%
% Made Team	43.6%



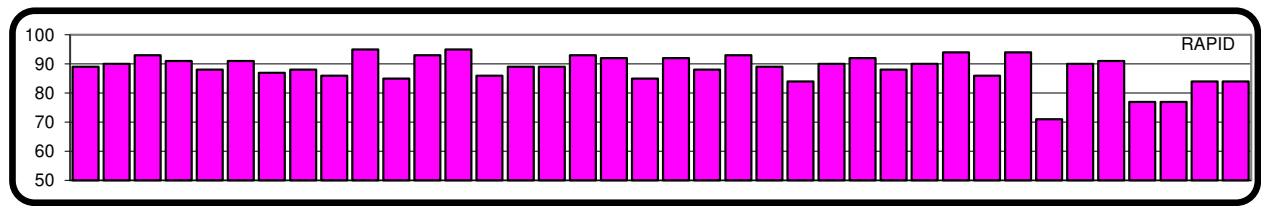
Actual Over All Average 258.897



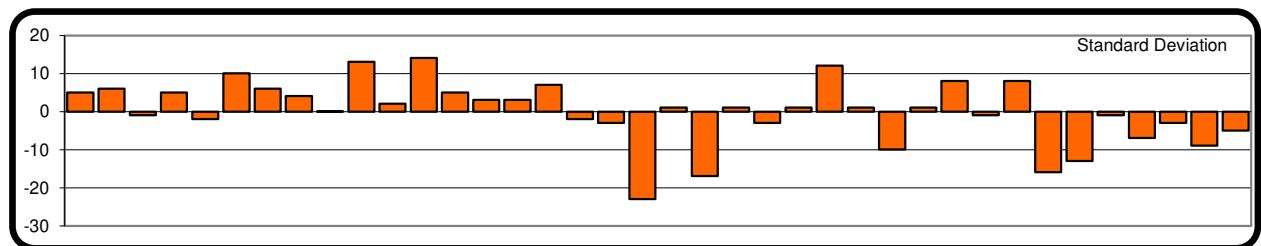
Average SLOW 80.205



Average TIME 90.564



Average RAPID 88.1282051



Standard Deviation

Buccieri, Michael

MARKSMAN

Run date 03/25/26

EW17

High Club

280

M

Last Year Average

245.586 0

MATCHES:

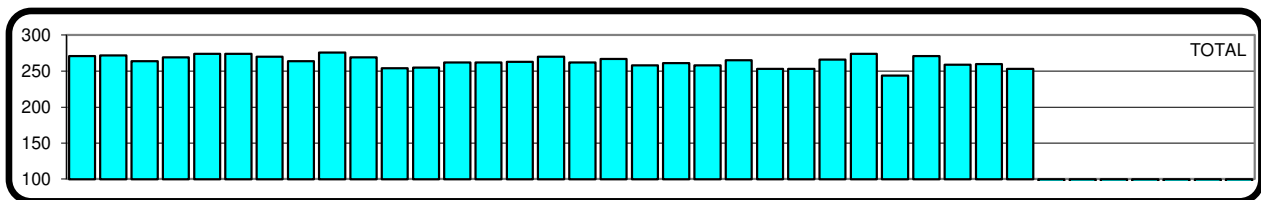
Total Scheduled	40
Total Completed	31
Balance Due	9
Drops Allowed	7
Above average	16
Below average	15
At Home Range	17
At Away Range	14
Regular Schedule	30
Make up	1
Made Team	19

Actual Over All Average	263.645 ¹⁰⁹
Actual Final Average	263.645 ¹⁰⁹
Possible Final Average	266.792 ⁹⁵
Makeup Average	274.000
Home Average	264.824
Away Average	262.214
1st 12 Matches	267.667

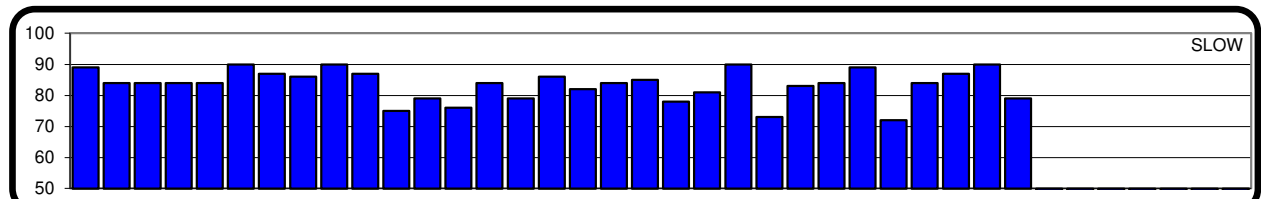
Cleaned Slow	0
Cleaned Time	0
Cleaned Rapid	0
Cleaned Total	0

Top 3 - Scores	
First	276 ³
Second	274 ⁶
Third	274 ³
Highest Slow	90
Highest Time	98
Highest Rapid	96
Highest Possible	284

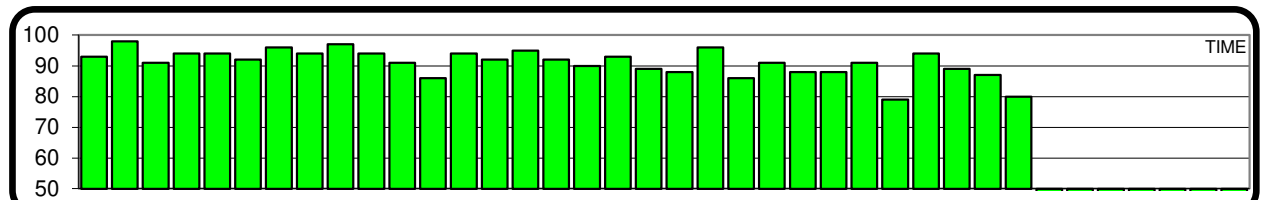
% Tot Scores Above Ave.	51.6%
% Time vs. Rapid	64.5%
% Made Team	61.3%



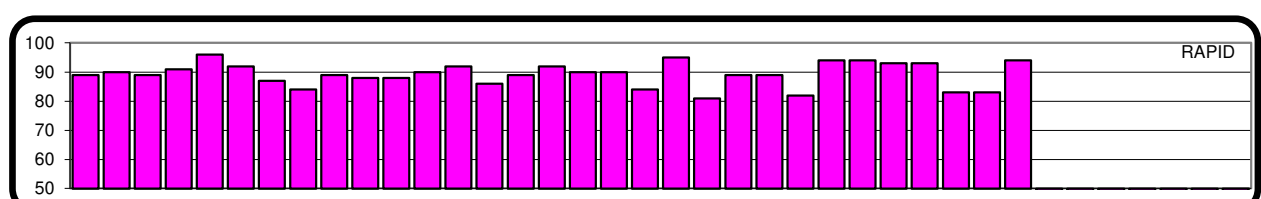
Actual Over All Average 263.645



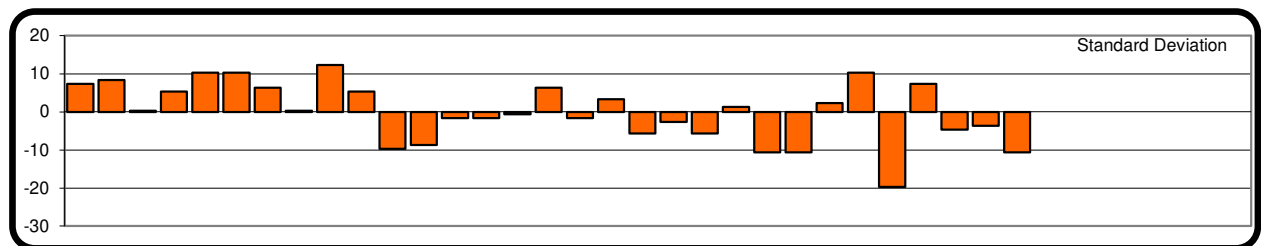
Average SLOW 83.387



Average TIME 91.032



Average RAPID 89.2258065



Standard Deviation

Butch, Karl

EXPERT

Run date 03/25/26

EW18 High Club 280

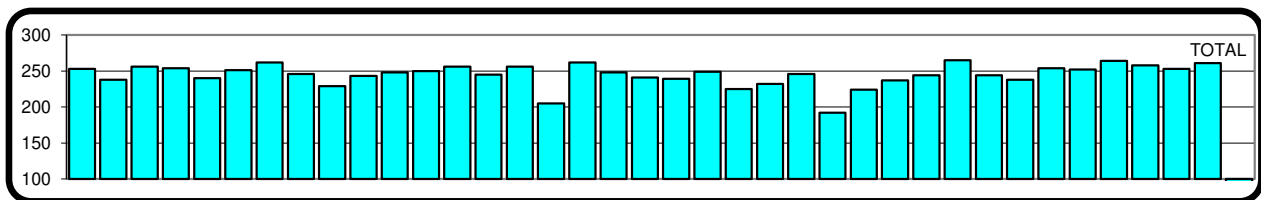
M

Last Year Average 246.091 0

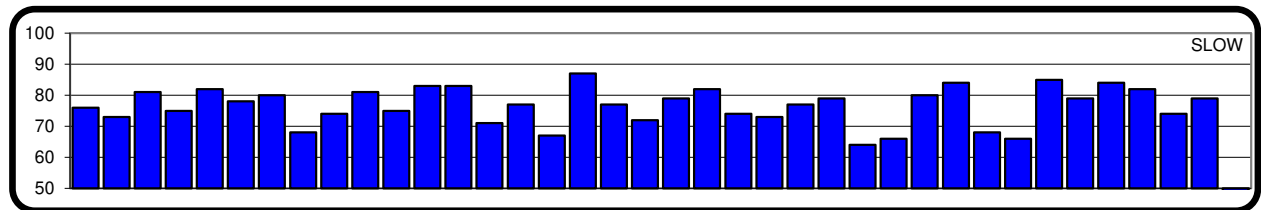
MATCHES:	
Total Scheduled	40
Total Completed	37
Balance Due	3
Drops Allowed	7
Above average	22
Below average	15
At Home Range	16
At Away Range	21
Regular Schedule	36
Make up	1
Made Team	3

Actual Over All Average	244.865 ⁸¹
Actual Final Average	248.909 ⁷⁸
Possible Final Average	250.533 ⁷⁴
Makeup Average	262.000
Home Average	243.125
Away Average	246.190
1st 12 Matches	247.500
Cleaned Slow	0
Cleaned Time	0
Cleaned Rapid	0
Cleaned Total	0

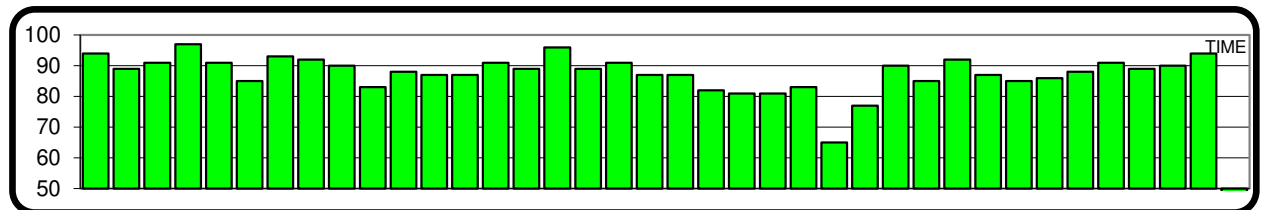
Top 3 - Scores	
First	265 ³
Second	264 ⁴
Third	262 ⁴
Highest Slow	87
Highest Time	97
Highest Rapid	90
Highest Possible	274
% Tot Scores Above Ave.	59.5%
% Time vs. Rapid	81.1%
% Made Team	8.1%



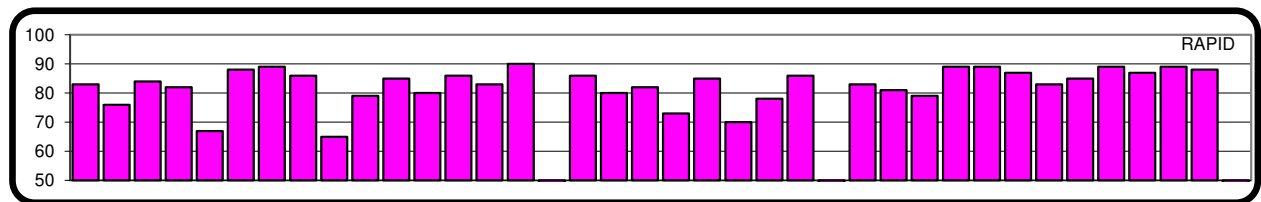
Actual Over All Average 244.865



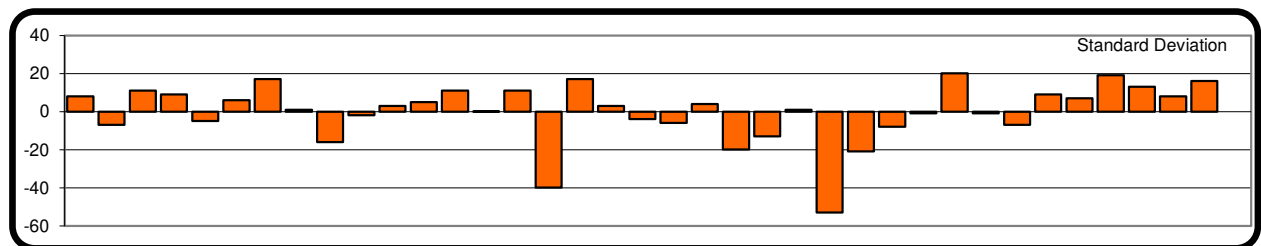
Average SLOW 76.622



Average TIME 87.649



Average RAPID 80.5945946



Standard Deviation

Chaney, Joel

EXPERT

Run date 03/25/26

EW20

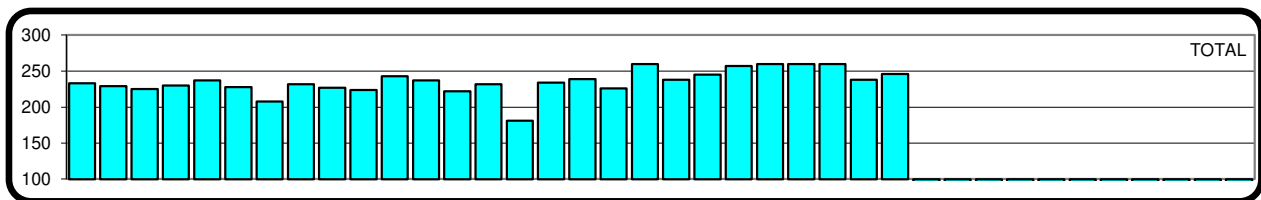
M

Last Year Average 234.107 0

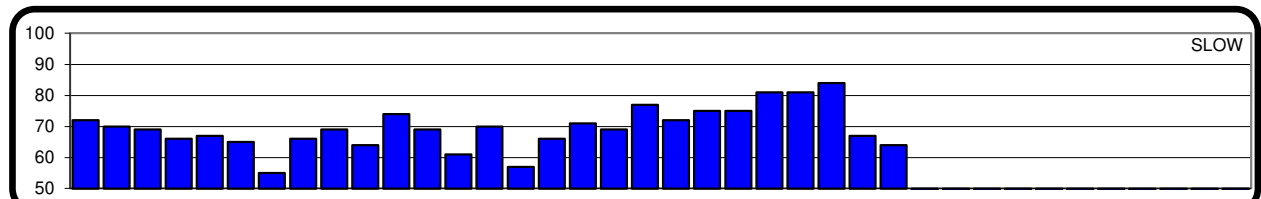
MATCHES:	
Total Scheduled	40
Total Completed	27
Balance Due	13
Drops Allowed	7
Above average	13
Below average	14
At Home Range	15
At Away Range	12
Regular Schedule	25
Make up	2
Made Team	1

Actual Over All Average	235.222 ³⁴
Actual Final Average	235.222 ³⁴
Possible Final Average	241.900 ²⁸
Makeup Average	258.500
Home Average	238.000
Away Average	231.750
1st 12 Matches	229.417
Cleaned Slow	0
Cleaned Time	0
Cleaned Rapid	0
Cleaned Total	0

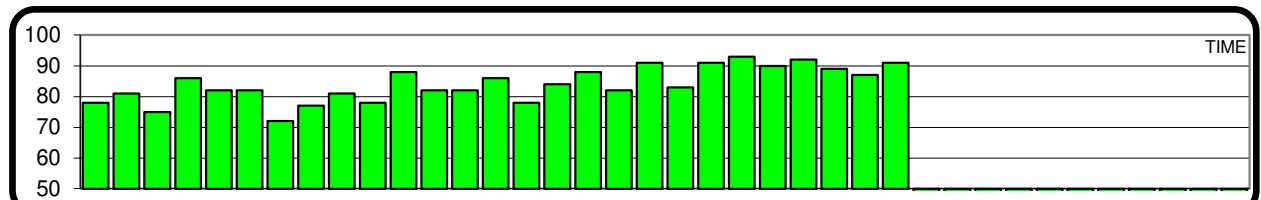
Top 3 - Scores	
First	260 ³
Second	260 ²
Third	260 ²
Highest Slow	84
Highest Time	93
Highest Rapid	92
Highest Possible	269
% Tot Scores Above Ave.	48.1%
% Time vs. Rapid	59.3%
% Made Team	3.7%



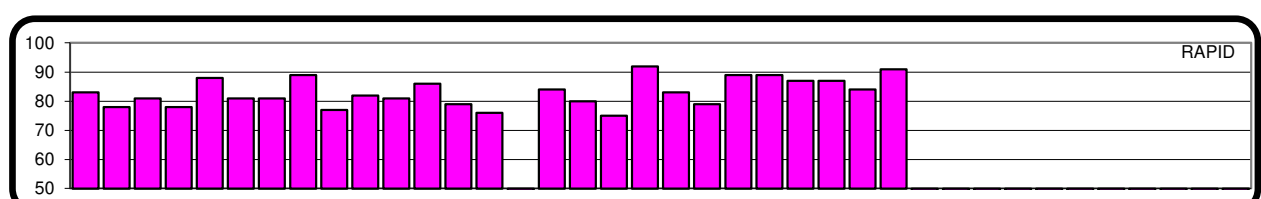
Actual Over All Average 235.222



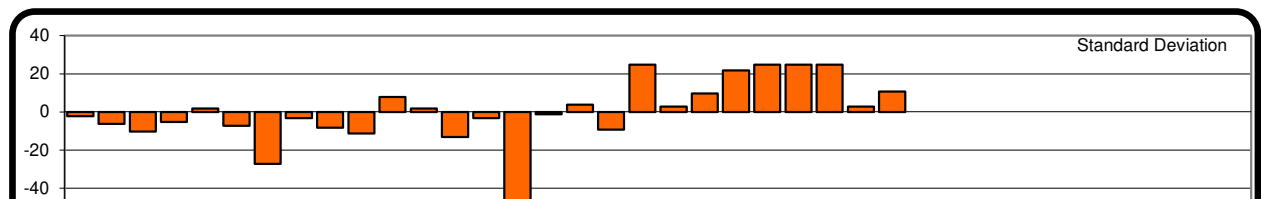
Average SLOW 69.481



Average TIME 84.037



Average RAPID 81.7037037



Standard Deviation

Graf, Ken

MASTER

Run date 03/25/26

EW35 High Club 295

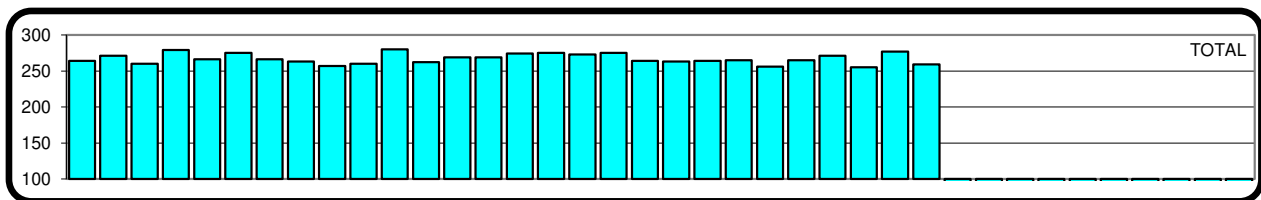
M

Last Year Average 269.250 0

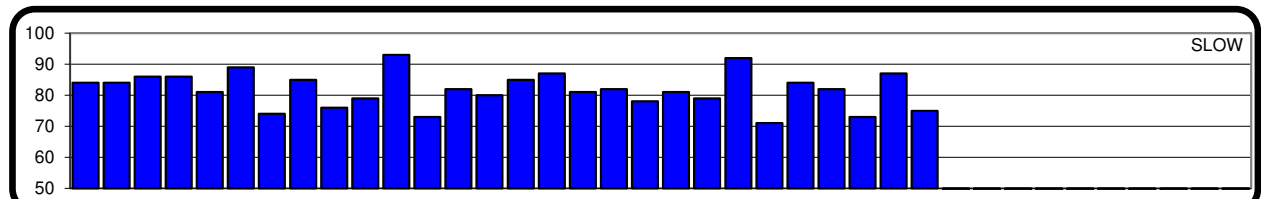
MATCHES:	
Total Scheduled	40
Total Completed	28
Balance Due	12
Drops Allowed	7
Above average	12
Below average	16
At Home Range	14
At Away Range	14
Regular Schedule	28
Make up	0
Made Team	24

Actual Over All Average	267.036 ¹⁰⁶
Actual Final Average	267.036 ¹⁰⁶
Possible Final Average	269.905 ⁹³
Makeup Average	None
Home Average	268.286
Away Average	265.786
1st 12 Matches	266.917
Cleaned Slow	0
Cleaned Time	0
Cleaned Rapid	0
Cleaned Total	0

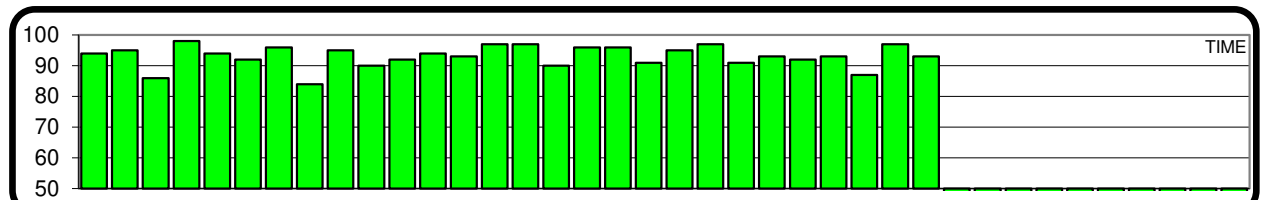
Top 3 - Scores	
First	280 ⁵
Second	279 ³
Third	277 ⁸
Highest Slow	93
Highest Time	98
Highest Rapid	98
Highest Possible	289
% Tot Scores Above Ave.	42.9%
% Time vs. Rapid	50.0%
% Made Team	85.7%



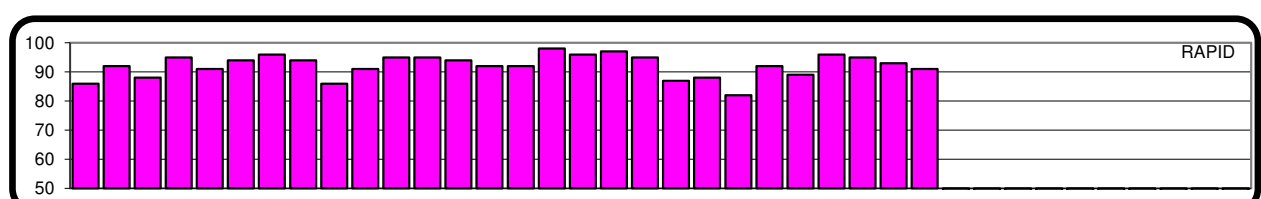
Actual Over All Average 267.036



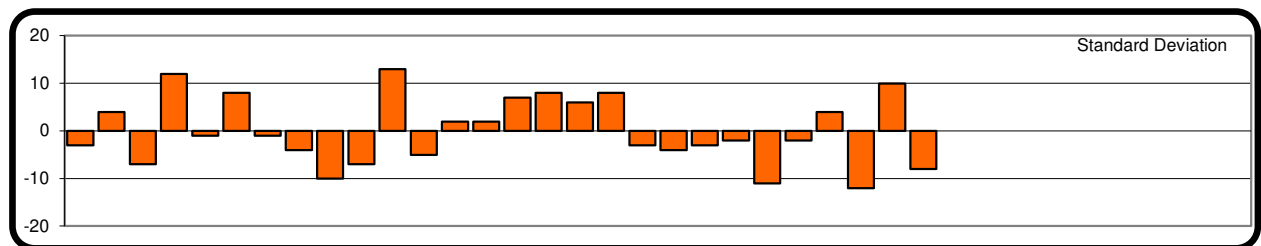
Average SLOW 81.750



Average TIME 93.143



Average RAPID 92.1428571



Standard Deviation

Kritz, Bob

MARKSMAN

Run date 03/25/26

EW46

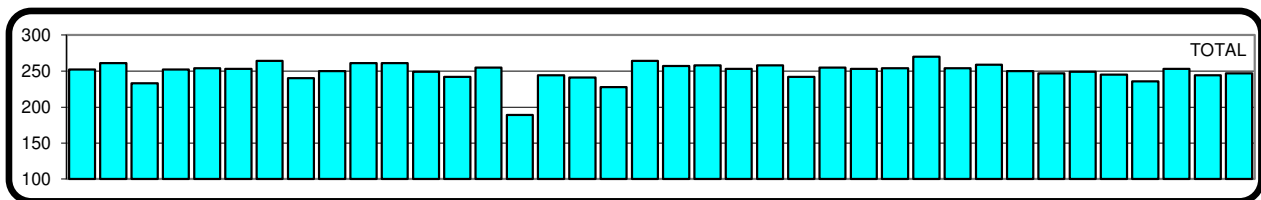
M

Last Year Average 235.758 0

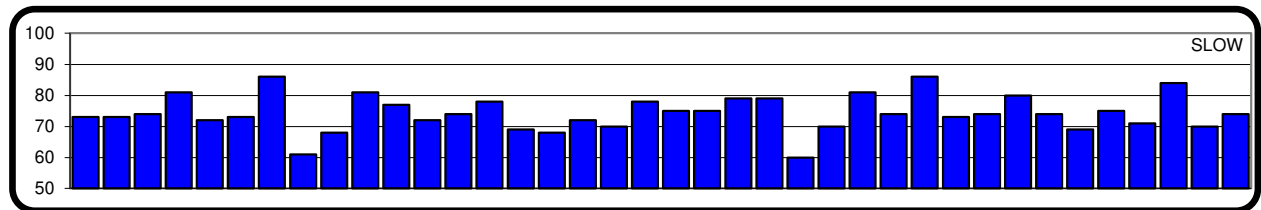
MATCHES:	
Total Scheduled	40
Total Completed	40
Balance Due	0
Drops Allowed	7
Above average	23
Below average	17
At Home Range	20
At Away Range	18
Regular Schedule	34
Make up	6
Made Team	6

Actual Over All Average	249.050 ⁹⁹
Actual Final Average	253.212 ⁸⁹
Possible Final Average	253.212 ⁸⁹
Makeup Average	255.167
Home Average	250.600
Away Average	246.500
1st 12 Matches	252.500
Cleaned Slow	0
Cleaned Time	0
Cleaned Rapid	0
Cleaned Total	0

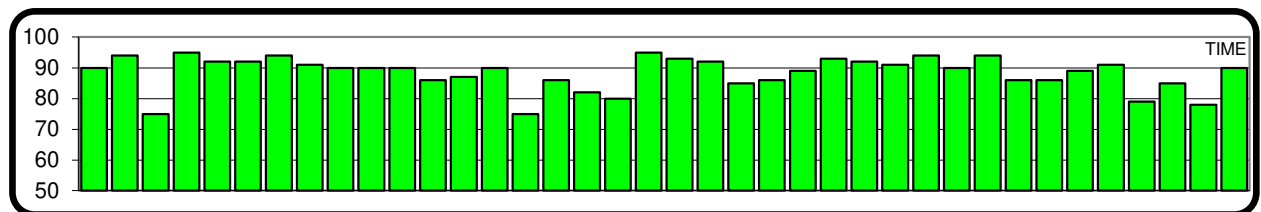
Top 3 - Scores	
First	270 ²
Second	264 ⁴
Third	264 ²
Highest Slow	86
Highest Time	95
Highest Rapid	96
Highest Possible	277
% Tot Scores Above Ave.	57.5%
% Time vs. Rapid	57.5%
% Made Team	15.0%



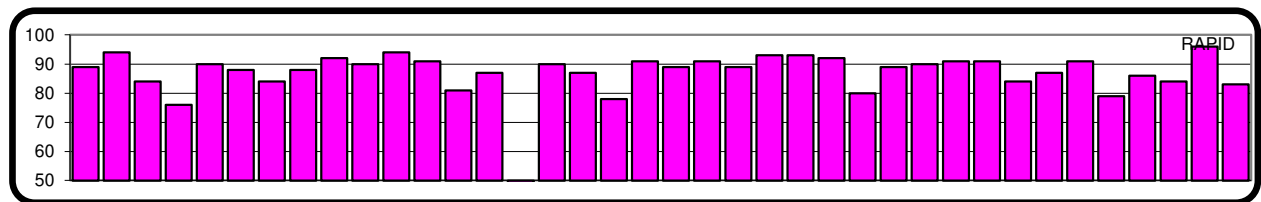
Actual Over All Average 249.050



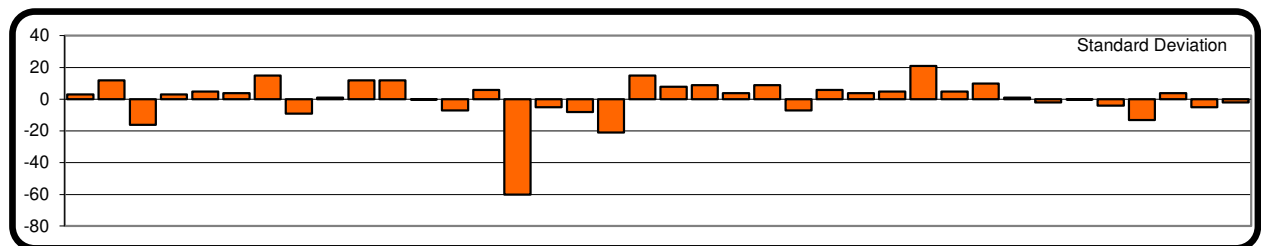
Average SLOW 74.100



Average TIME 88.300



Average RAPID 86.65



Standard Deviation

Ladd, John

HIGH MASTER

Run date 03/25/26

EW50 High Club 295

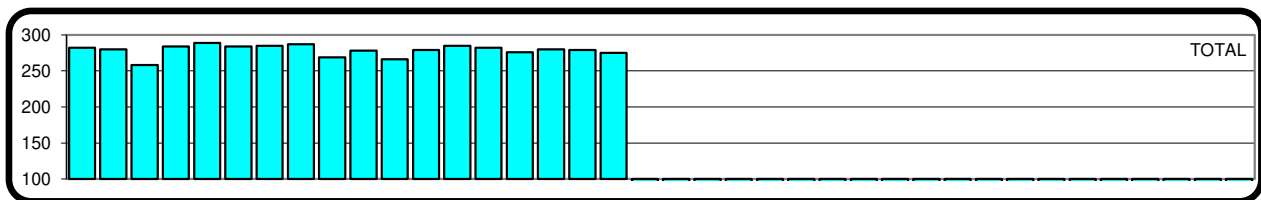
M

Last Year Average DNQ 0

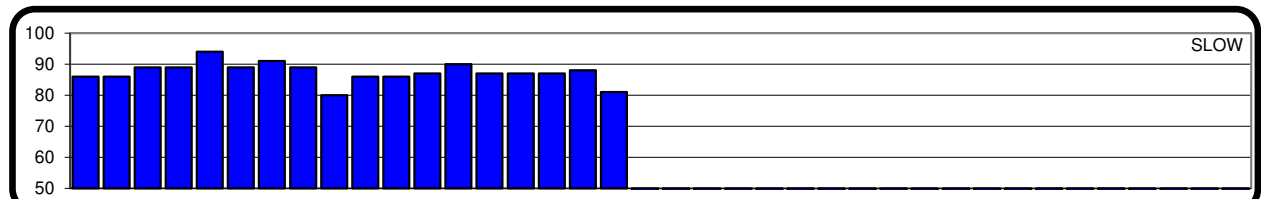
MATCHES:	
Total Scheduled	40
Total Completed	18
Balance Due	22
Drops Allowed	7
Above average	12
Below average	6
At Home Range	14
At Away Range	4
Regular Schedule	18
Make up	0
Made Team	17

Actual Over All Average	278.778 ¹²⁷
Actual Final Average	278.778 ¹²⁷
Possible Final Average	283.364 ⁹³
Makeup Average	None
Home Average	279.929
Away Average	274.750
1st 12 Matches	278.417
Cleaned Slow	0
Cleaned Time	1
Cleaned Rapid	0
Cleaned Total	1

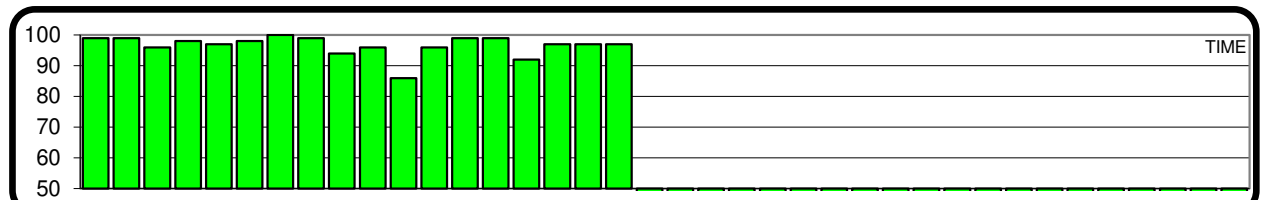
Top 3 - Scores	
First	289 ⁹
Second	287 ⁸
Third	285 ⁸
Highest Slow	94
Highest Time	100
Highest Rapid	99
Highest Possible	293
% Tot Scores Above Ave.	66.7%
% Time vs. Rapid	55.6%
% Made Team	94.4%



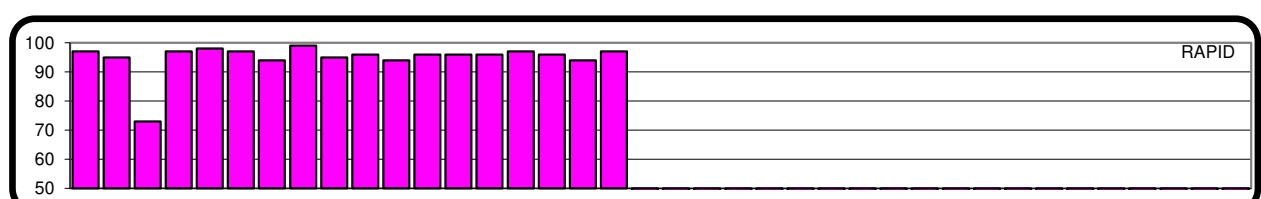
Actual Over All Average 278.778



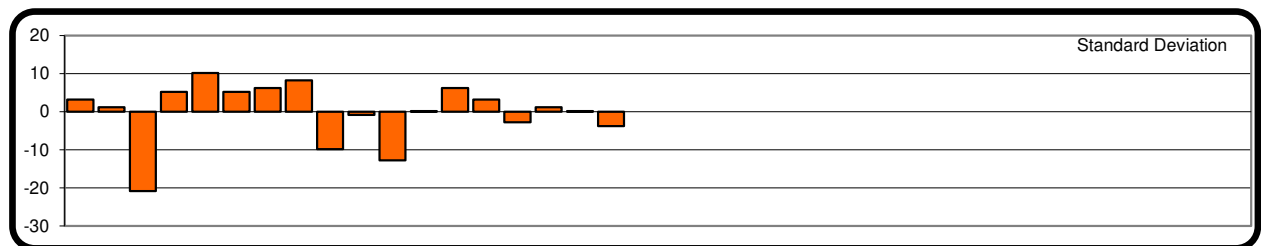
Average SLOW 87.333



Average TIME 96.611



Average RAPID 94.8333333



Standard Deviation

Lauerhass, Keith

SHARPSHOOTER

Run date 03/25/26

EW52 High Club 280

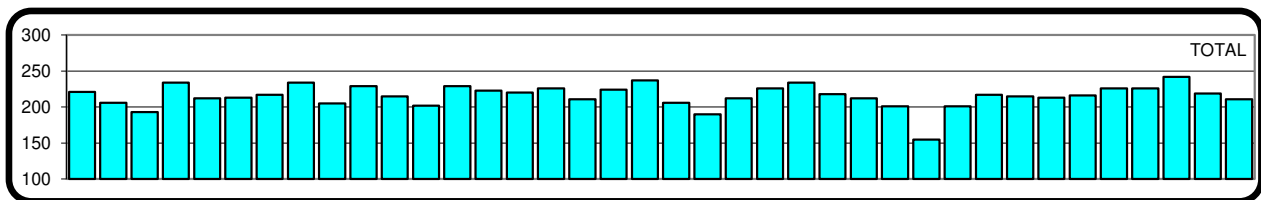
M

Last Year Average 223.303 0

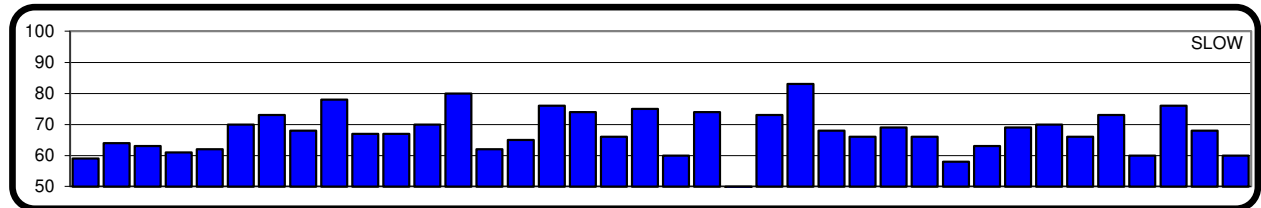
MATCHES:	
Total Scheduled	40
Total Completed	38
Balance Due	2
Drops Allowed	7
Above average	20
Below average	18
At Home Range	21
At Away Range	14
Regular Schedule	34
Make up	4
Made Team	0

Actual Over All Average	215.553 ³³
Actual Final Average	219.727 ²⁸
Possible Final Average	220.774 ²⁵
Makeup Average	215.500
Home Average	220.429
Away Average	210.143
1st 12 Matches	215.083
Cleaned Slow	0
Cleaned Time	0
Cleaned Rapid	0
Cleaned Total	0

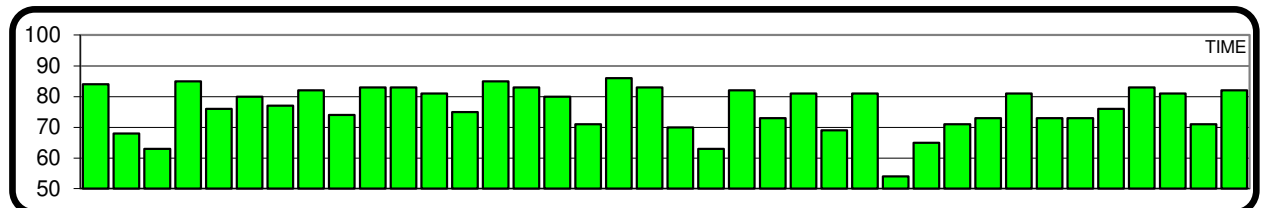
Top 3 - Scores	
First	242 ¹
Second	237 ⁰
Third	234 ⁴
Highest Slow	83
Highest Time	86
Highest Rapid	88
Highest Possible	257
% Tot Scores Above Ave.	52.6%
% Time vs. Rapid	57.9%
% Made Team	0.0%



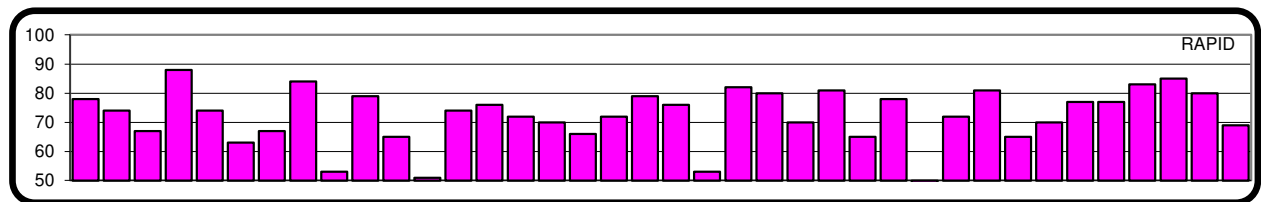
Actual Over All Average 215.553



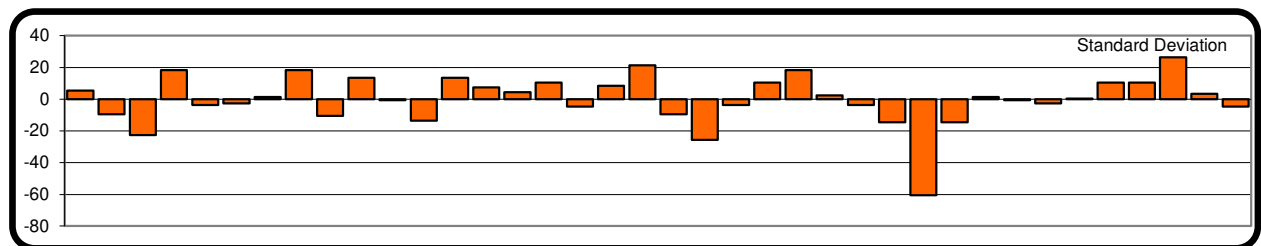
Average SLOW 67.632



Average TIME 76.342



Average RAPID 71.5789474



Standard Deviation

Maline, Jim

PRO-MARKSMAN

Run date 03/25/26

EW59

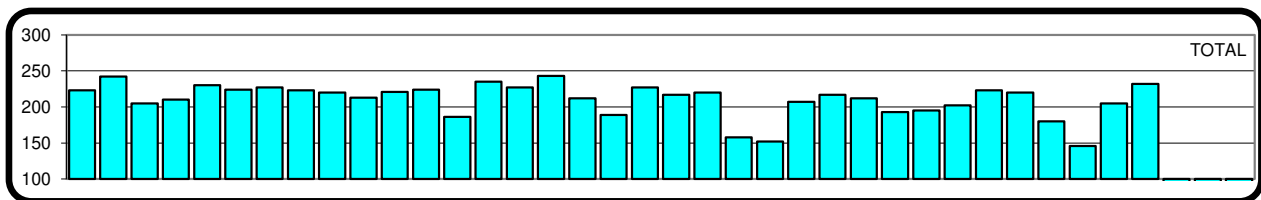
M

Last Year Average 201.970 0

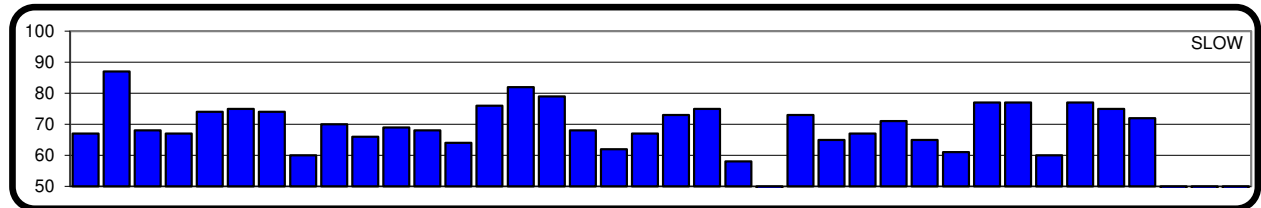
MATCHES:	
Total Scheduled	40
Total Completed	35
Balance Due	5
Drops Allowed	7
Above average	22
Below average	13
At Home Range	13
At Away Range	22
Regular Schedule	30
Make up	5
Made Team	0

Actual Over All Average	210.286 ³²
Actual Final Average	214.000 ³¹
Possible Final Average	219.857 ²⁹
Makeup Average	204.400
Home Average	216.769
Away Average	206.455
1st 12 Matches	221.833
Cleaned Slow	0
Cleaned Time	0
Cleaned Rapid	0
Cleaned Total	0

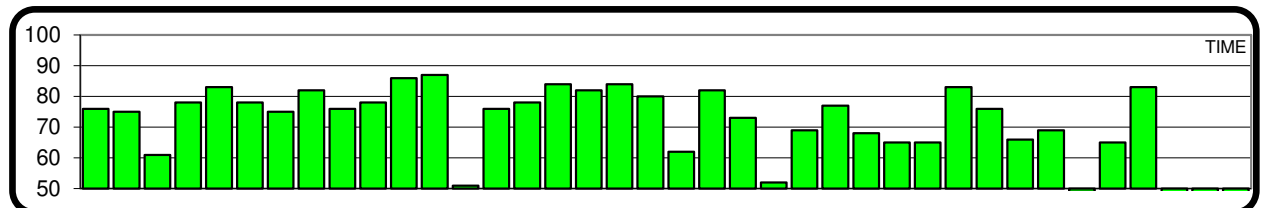
Top 3 - Scores	
First	243 ¹
Second	242 ⁰
Third	235 ¹
Highest Slow	87
Highest Time	87
Highest Rapid	83
Highest Possible	257
% Tot Scores Above Ave.	62.9%
% Time vs. Rapid	62.9%
% Made Team	0.0%



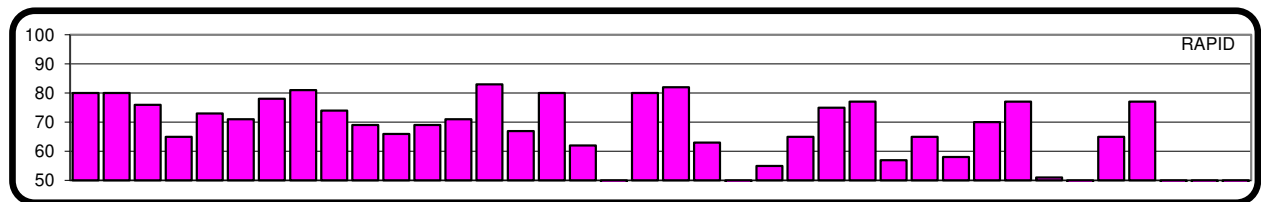
Actual Over All Average 210.286



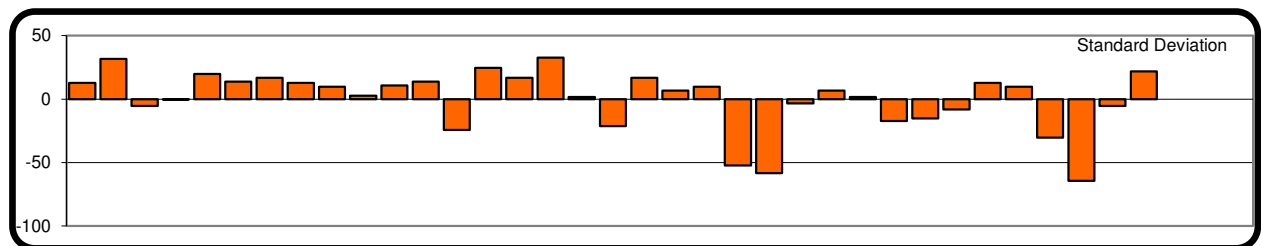
Average SLOW 69.543



Average TIME 73.543



Average RAPID 67.2



Standard Deviation

Novak, Craig

MARKSMAN

Run date 03/25/26

EW72

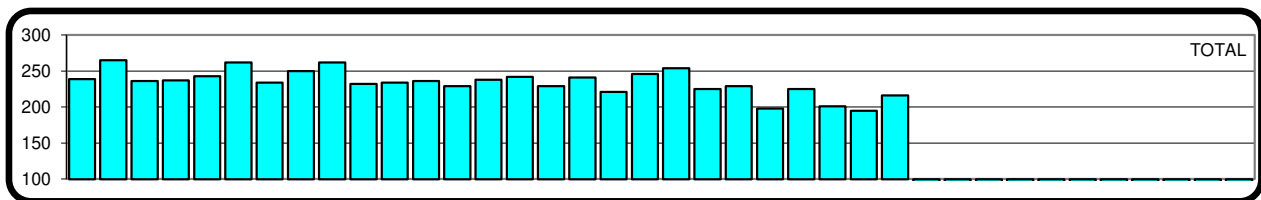
M

Last Year Average 245.515 0

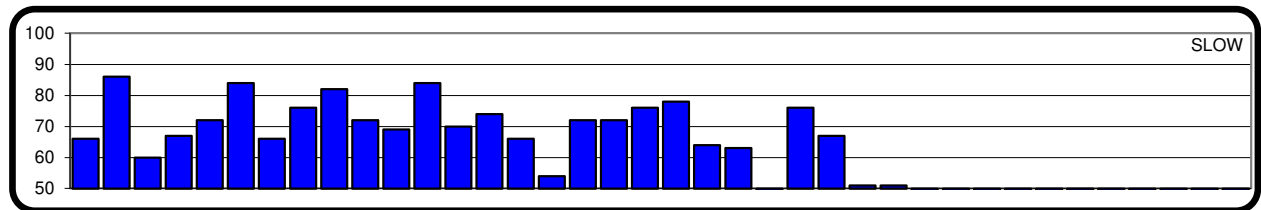
MATCHES:	
Total Scheduled	40
Total Completed	27
Balance Due	13
Drops Allowed	7
Above average	14
Below average	13
At Home Range	15
At Away Range	12
Regular Schedule	26
Make up	1
Made Team	2

Actual Over All Average	234.037 ⁵⁶
Actual Final Average	234.037 ⁵⁶
Possible Final Average	241.900 ⁴⁰
Makeup Average	234.000
Home Average	234.200
Away Average	233.833
1st 12 Matches	244.167
Cleaned Slow	0
Cleaned Time	0
Cleaned Rapid	0
Cleaned Total	0

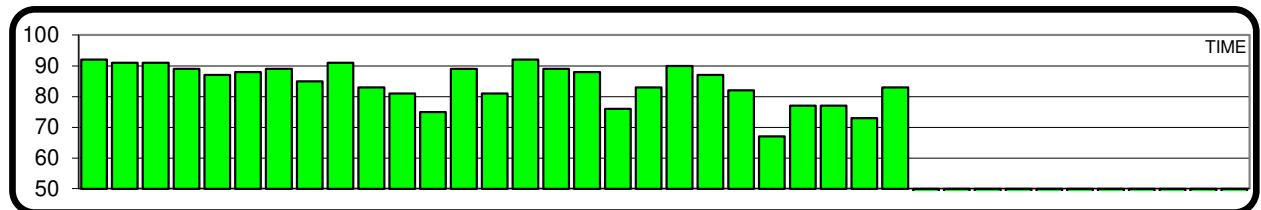
Top 3 - Scores	
First	265 ²
Second	262 ⁵
Third	262 ⁰
Highest Slow	86
Highest Time	92
Highest Rapid	90
Highest Possible	268
% Tot Scores Above Ave.	51.9%
% Time vs. Rapid	70.4%
% Made Team	7.4%



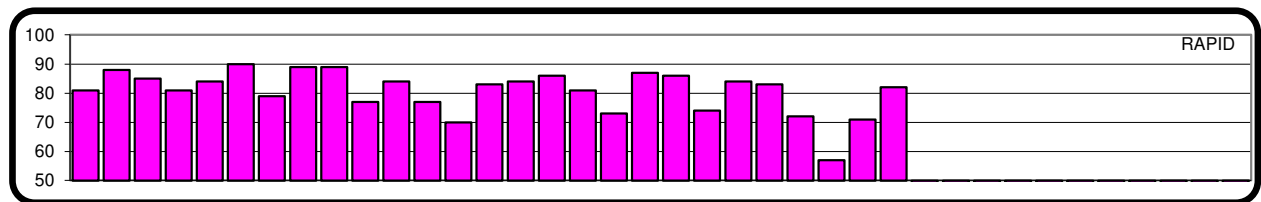
Actual Over All Average 234.037



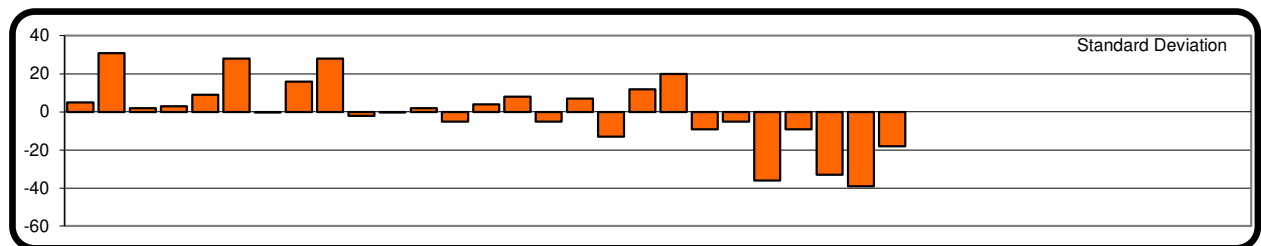
Average SLOW 69.111



Average TIME 84.296



Average RAPID 80.6296296



Standard Deviation

Novak, Josh

SHARPSHOOTER

Run date 03/25/26

EW74

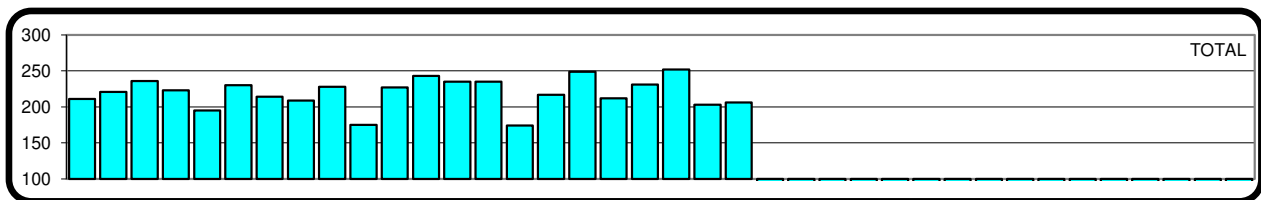
M

Last Year Average 224.364 0

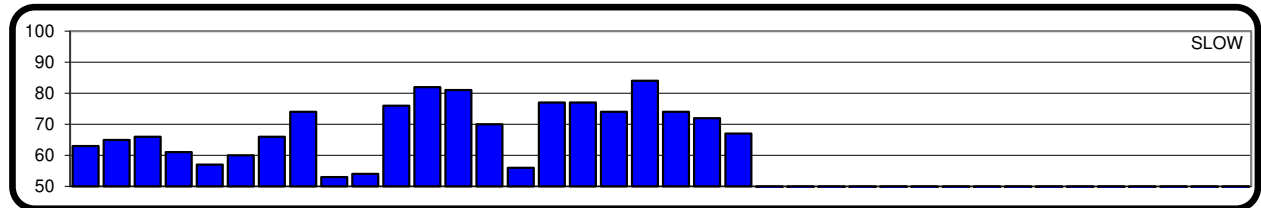
MATCHES:	
Total Scheduled	40
Total Completed	22
Balance Due	18
Drops Allowed	7
Above average	12
Below average	10
At Home Range	12
At Away Range	10
Regular Schedule	22
Make up	0
Made Team	0

Actual Over All Average	219.364 ²⁶
Actual Final Average	219.364 ²⁶
Possible Final Average	230.200 ¹⁶
Makeup Average	None
Home Average	231.250
Away Average	205.100
1st 12 Matches	217.667
Cleaned Slow	0
Cleaned Time	0
Cleaned Rapid	0
Cleaned Total	0

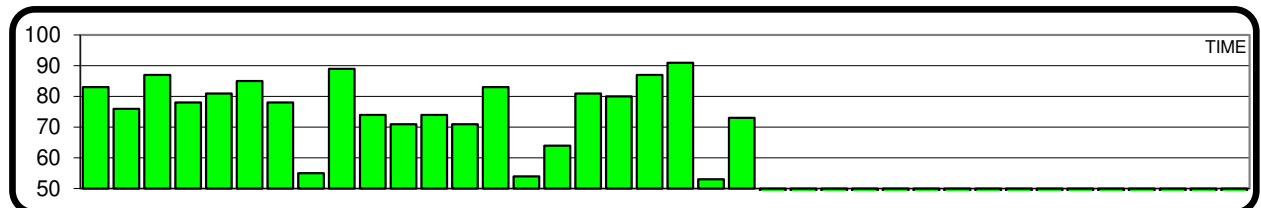
Top 3 - Scores	
First	252 ⁰
Second	249 ⁰
Third	243 ¹
Highest Slow	84
Highest Time	91
Highest Rapid	91
Highest Possible	266
% Tot Scores Above Ave.	54.5%
% Time vs. Rapid	50.0%
% Made Team	0.0%



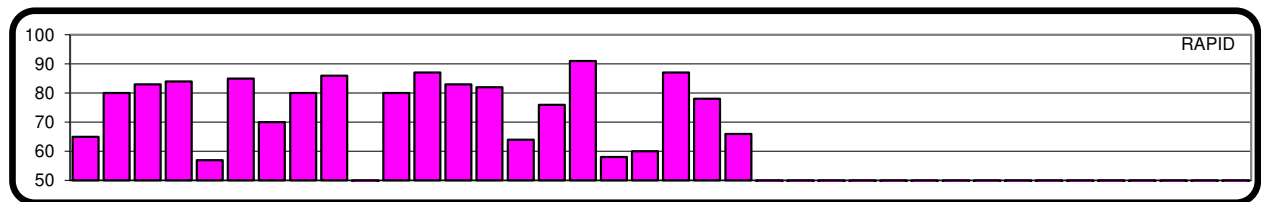
Actual Over All Average 219.364



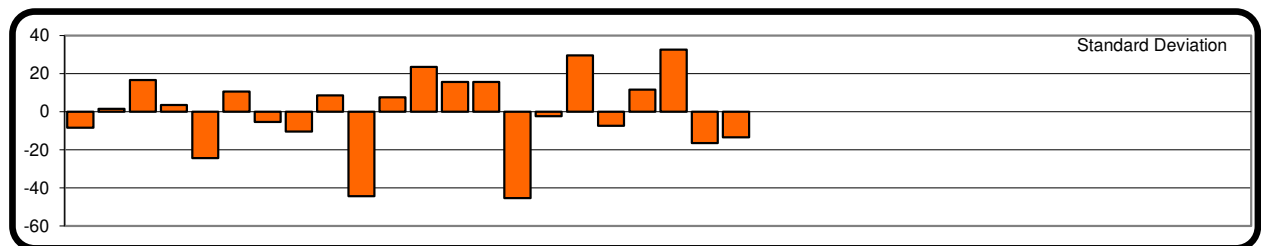
Average SLOW 68.591



Average TIME 75.818



Average RAPID 74.9545455



Standard Deviation

Schmitz, Greg

MASTER

Run date 03/25/26

EW84 High Club 290

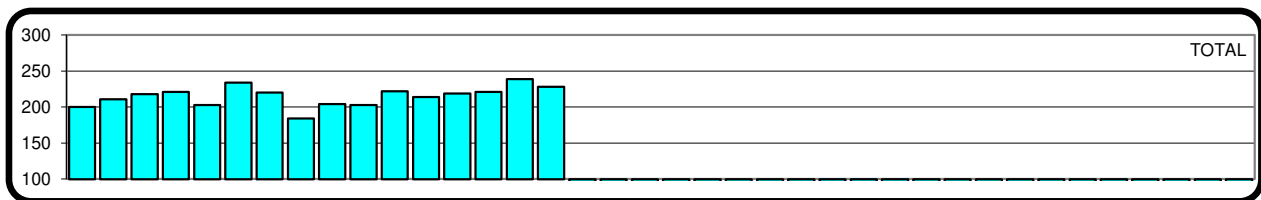
M

Last Year Average DNQ 0

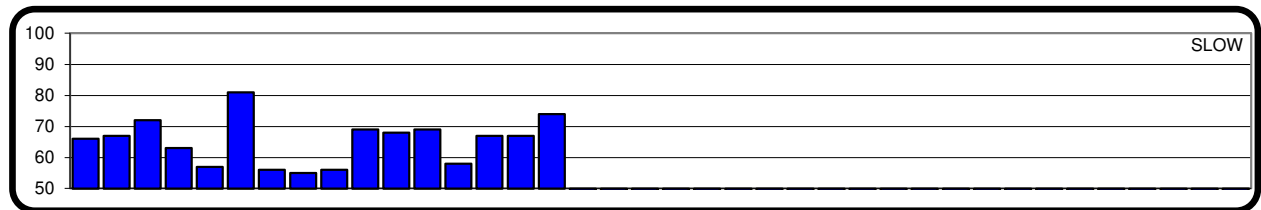
MATCHES:	
Total Scheduled	40
Total Completed	16
Balance Due	24
Drops Allowed	7
Above average	9
Below average	7
At Home Range	10
At Away Range	6
Regular Schedule	16
Make up	0
Made Team	0

Actual Over All Average	215.063 ¹⁵
Actual Final Average	215.063 ¹⁵
Possible Final Average	224.667 ¹²
Makeup Average	None
Home Average	219.400
Away Average	207.833
1st 12 Matches	211.167
Cleaned Slow	0
Cleaned Time	0
Cleaned Rapid	0
Cleaned Total	0

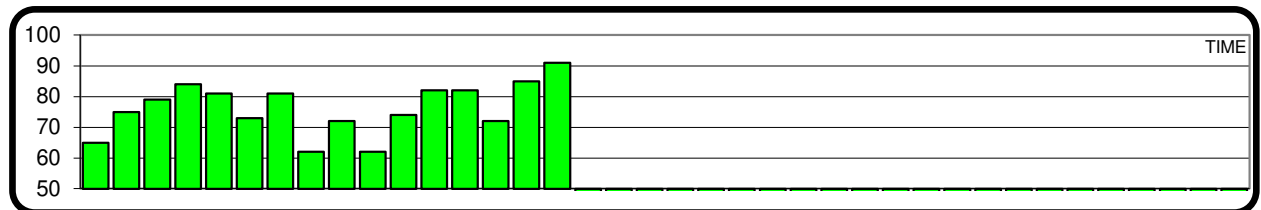
Top 3 - Scores	
First	239 ²
Second	234 ²
Third	228 ¹
Highest Slow	81
Highest Time	91
Highest Rapid	87
Highest Possible	259
% Tot Scores Above Ave.	56.3%
% Time vs. Rapid	43.8%
% Made Team	0.0%



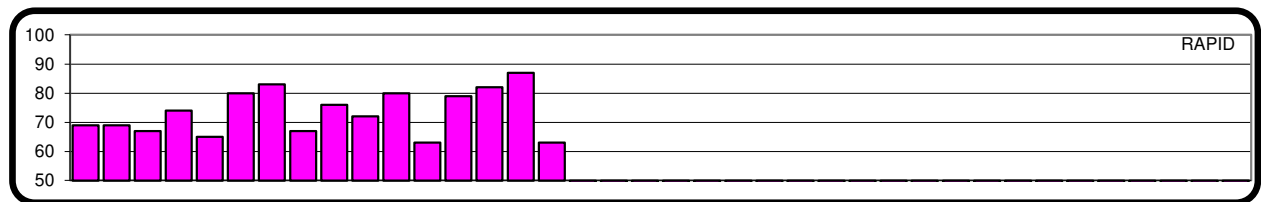
Actual Over All Average 215.063



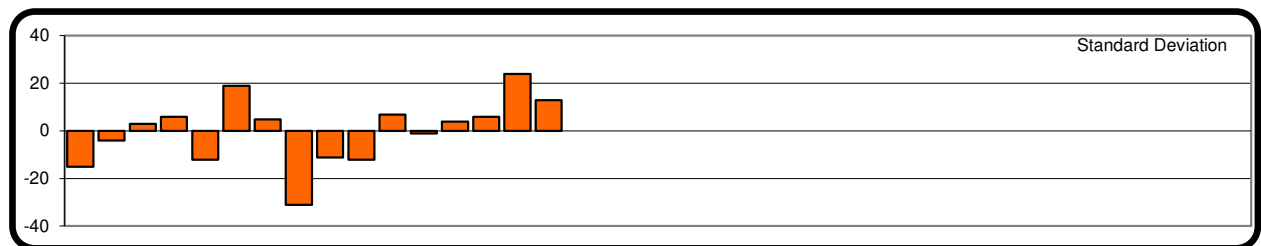
Average SLOW 65.313



Average TIME 76.250



Average RAPID 73.5



Standard Deviation

Setlock, John

SHARPSHOOTER

Run date 03/25/26

EW86

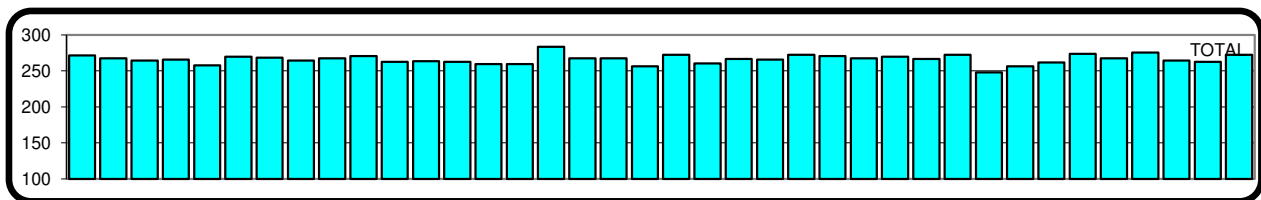
M

Last Year Average 257.242 0

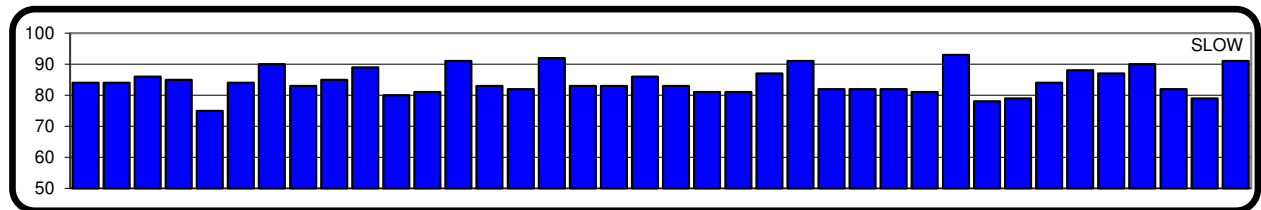
MATCHES:	
Total Scheduled	40
Total Completed	40
Balance Due	0
Drops Allowed	7
Above average	22
Below average	18
At Home Range	20
At Away Range	20
Regular Schedule	38
Make up	2
Made Team	30

Actual Over All Average	266.575	125
Actual Final Average	268.576	107
Possible Final Average	268.576	107
Makeup Average	268.000	
Home Average	267.700	
Away Average	265.450	
1st 12 Matches	266.583	
Cleaned Slow	0	
Cleaned Time	0	
Cleaned Rapid	0	
Cleaned Total	0	

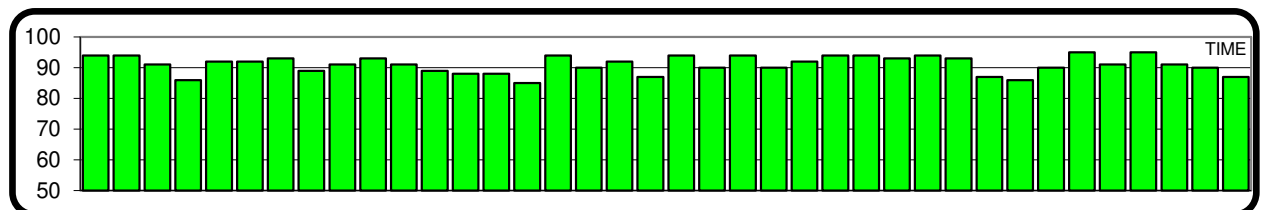
Top 3 - Scores	
First	284 ⁴
Second	276 ⁴
Third	274 ⁴
Highest Slow	93
Highest Time	96
Highest Rapid	98
Highest Possible	287
% Tot Scores Above Ave.	55.0%
% Time vs. Rapid	47.5%
% Made Team	75.0%



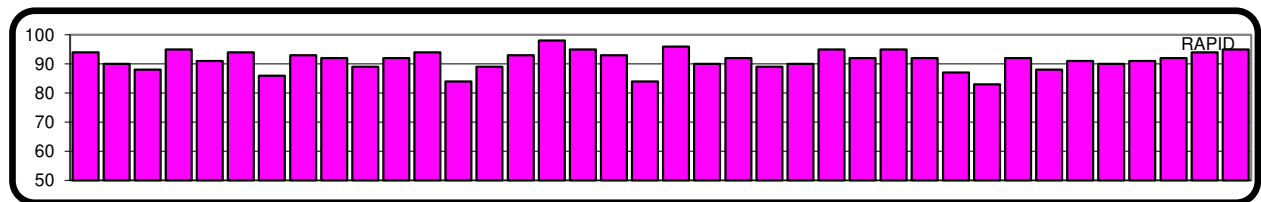
Actual Over All Average 266.575



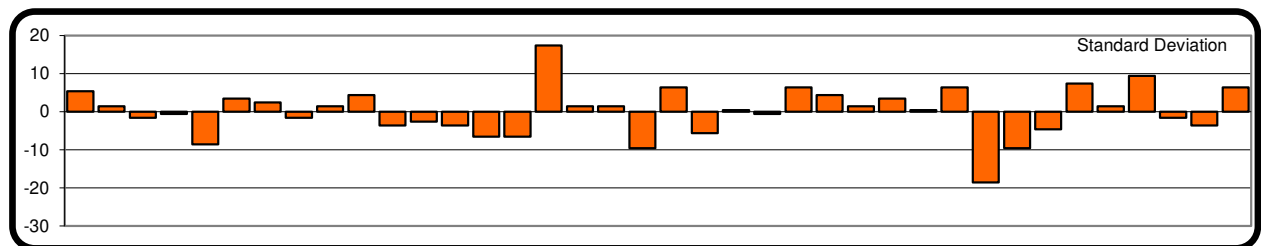
Average SLOW 84.300



Average TIME 91.100



Average RAPID 91.175



Standard Deviation

Treaster, David

HIGH MASTER

Run date 03/25/26

EW89 High Club 290

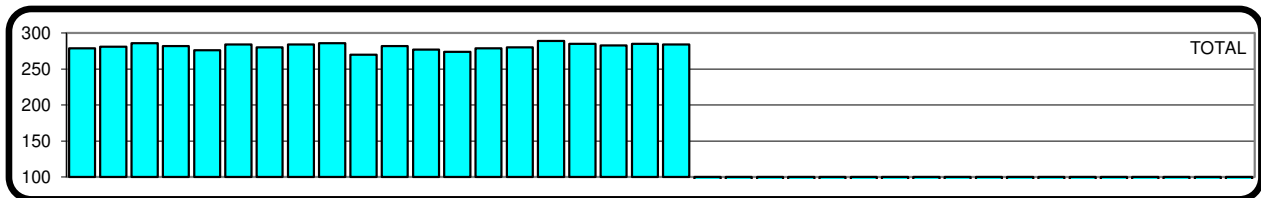
M

Last Year Average 277.576 0

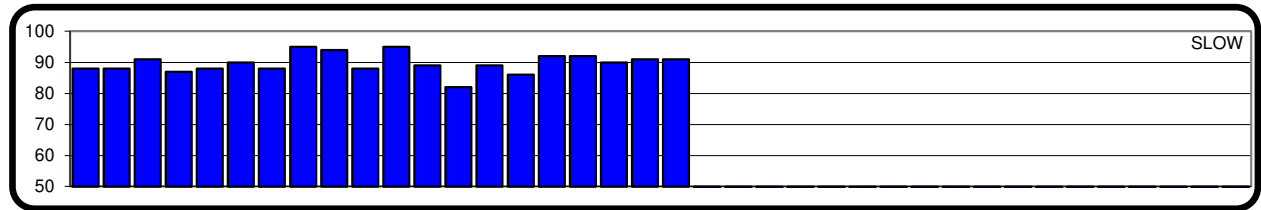
MATCHES:	
Total Scheduled	40
Total Completed	20
Balance Due	20
Drops Allowed	7
Above average	11
Below average	9
At Home Range	8
At Away Range	12
Regular Schedule	20
Make up	0
Made Team	20

Actual Over All Average	281.300 ¹¹⁹
Actual Final Average	281.300 ¹¹⁹
Possible Final Average	283.923 ⁸⁴
Makeup Average	None
Home Average	280.250
Away Average	282.000
1st 12 Matches	280.583
Cleaned Slow	0
Cleaned Time	1
Cleaned Rapid	0
Cleaned Total	1

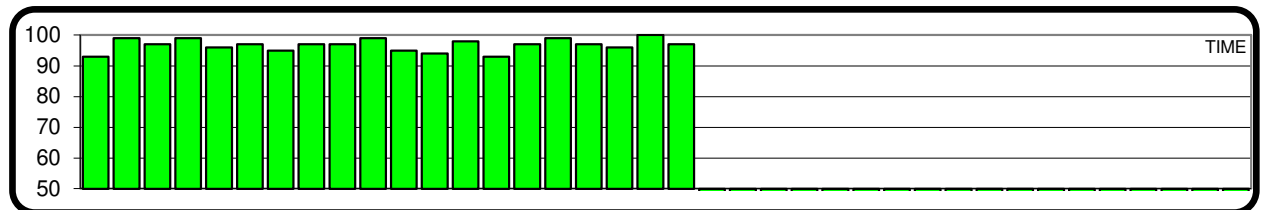
Top 3 - Scores	
First	289 ¹¹
Second	286 ⁹
Third	286 ⁸
Highest Slow	95
Highest Time	100
Highest Rapid	98
Highest Possible	293
% Tot Scores Above Ave.	55.0%
% Time vs. Rapid	60.0%
% Made Team	100.0%



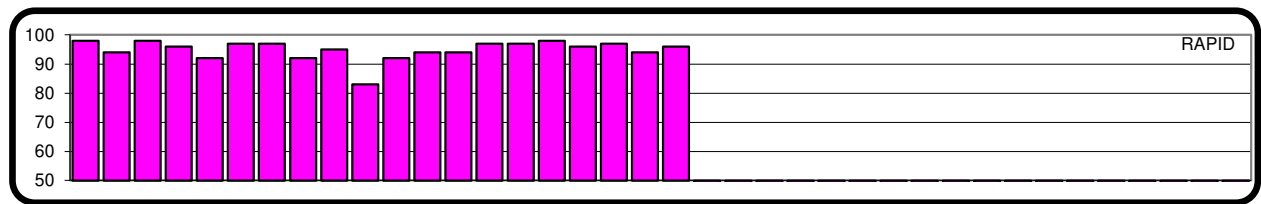
Actual Over All Average 281.300



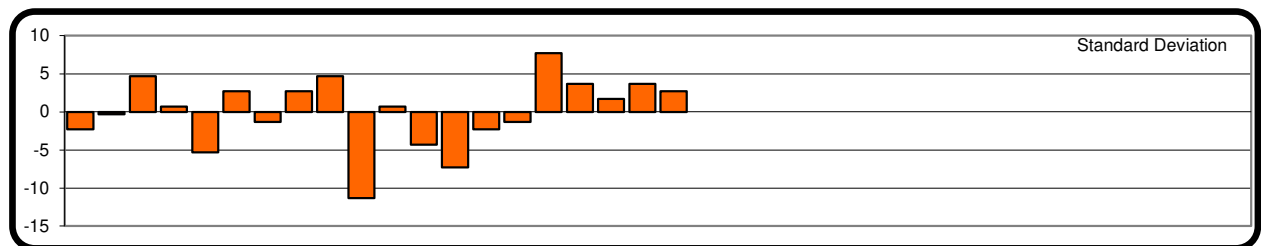
Average SLOW 89.700



Average TIME 96.750



Average RAPID 94.85



Standard Deviation

Weber, Joe

PRO-MARKSMAN

Run date 03/25/26

EW92

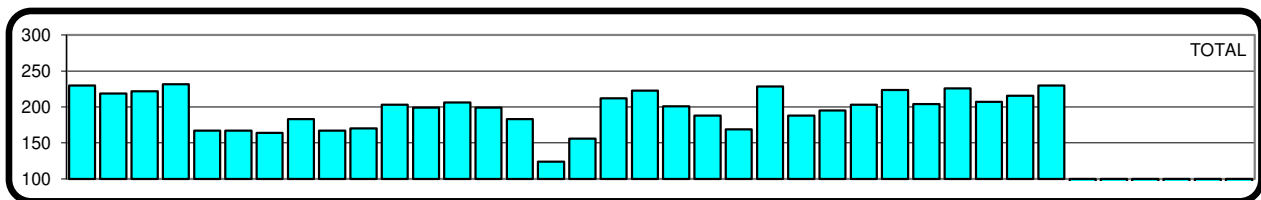
M

Last Year Average 200.031 0

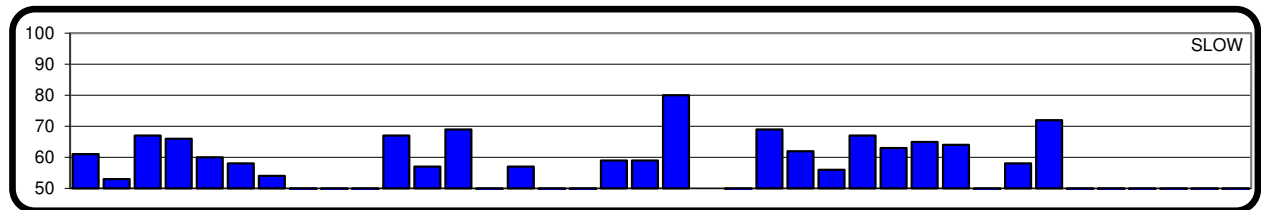
MATCHES:	
Total Scheduled	40
Total Completed	32
Balance Due	8
Drops Allowed	7
Above average	19
Below average	13
At Home Range	13
At Away Range	15
Regular Schedule	22
Make up	10
Made Team	0

Actual Over All Average	197.063 ³⁰
Actual Final Average	197.063 ³⁰
Possible Final Average	207.680 ²⁵
Makeup Average	209.300
Home Average	190.692
Away Average	194.933
1st 12 Matches	193.583
Cleaned Slow	0
Cleaned Time	0
Cleaned Rapid	0
Cleaned Total	0

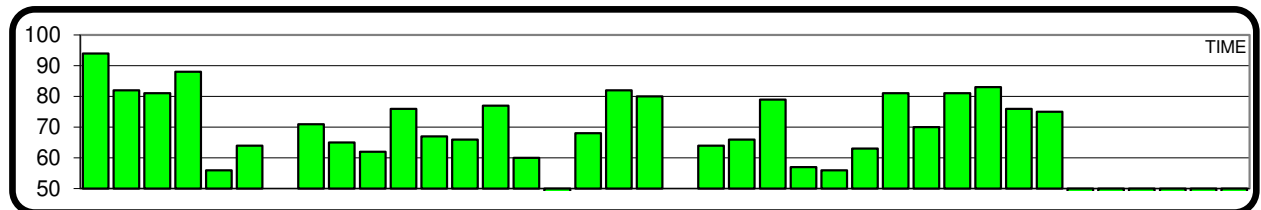
Top 3 - Scores	
First	232 ¹
Second	230 ³
Third	230 ⁰
Highest Slow	80
Highest Time	94
Highest Rapid	86
Highest Possible	260
% Tot Scores Above Ave.	59.4%
% Time vs. Rapid	43.8%
% Made Team	0.0%



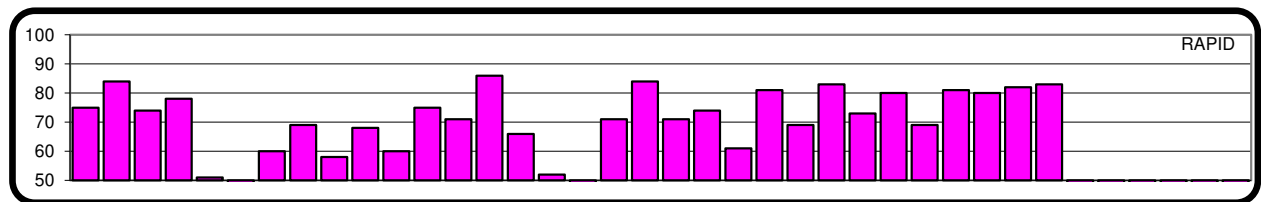
Actual Over All Average 197.063



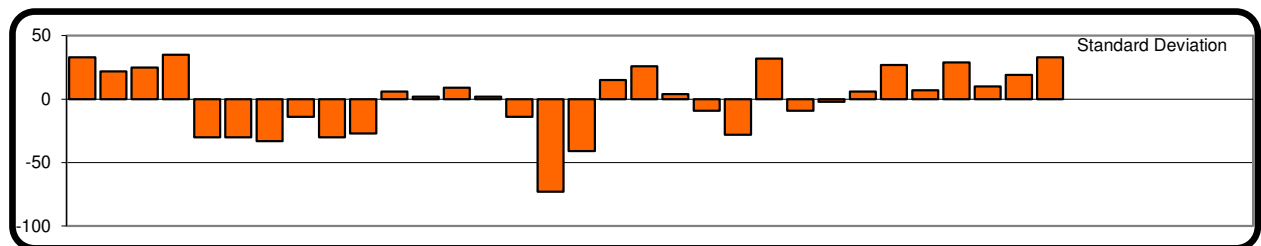
Average SLOW 57.156



Average TIME 69.469



Average RAPID 70.4375



Standard Deviation

Dobson, Bill

EXPERT

Run date 03/25/26

KW26 High Club 280

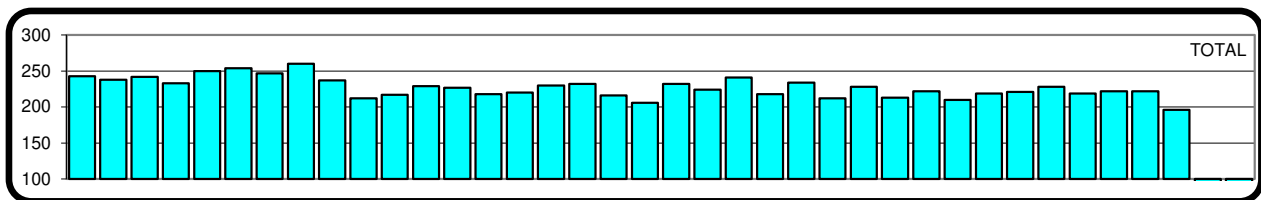
M

Last Year Average 240.364 0

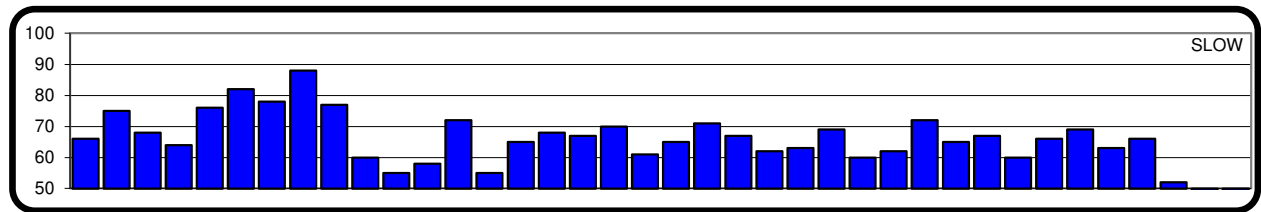
MATCHES:	
Total Scheduled	40
Total Completed	36
Balance Due	4
Drops Allowed	7
Above average	17
Below average	18
At Home Range	16
At Away Range	20
Regular Schedule	36
Make up	0
Made Team	14

Actual Over All Average	227.000 ⁵⁷
Actual Final Average	229.091 ⁵⁵
Possible Final Average	231.276 ⁴⁹
Makeup Average	None
Home Average	228.688
Away Average	225.650
1st 12 Matches	238.500
Cleaned Slow	0
Cleaned Time	0
Cleaned Rapid	0
Cleaned Total	0

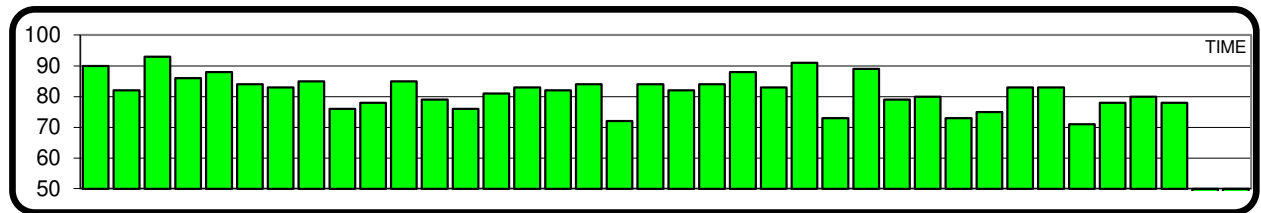
Top 3 - Scores	
First	260 ²
Second	254 ⁰
Third	250 ³
Highest Slow	88
Highest Time	93
Highest Rapid	92
Highest Possible	273
% Tot Scores Above Ave.	47.2%
% Time vs. Rapid	66.7%
% Made Team	38.9%



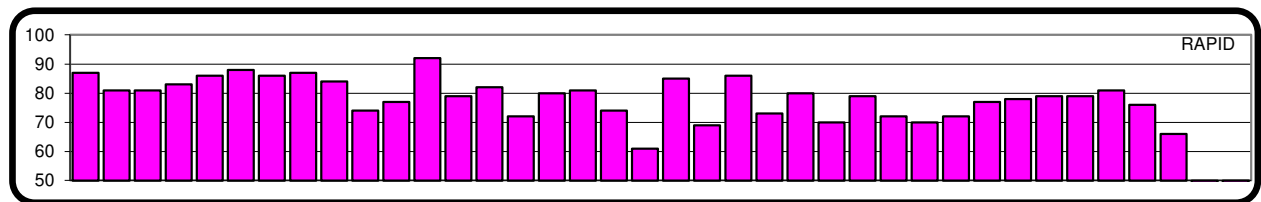
Actual Over All Average 227.000



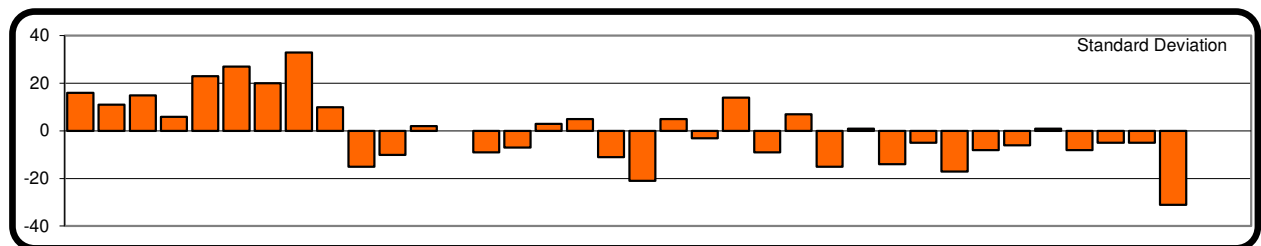
Average SLOW 66.778



Average TIME 81.694



Average RAPID 78.527778



Standard Deviation

Edwards, Betsy

MARKSMAN

Run date 03/25/26

KW28

F

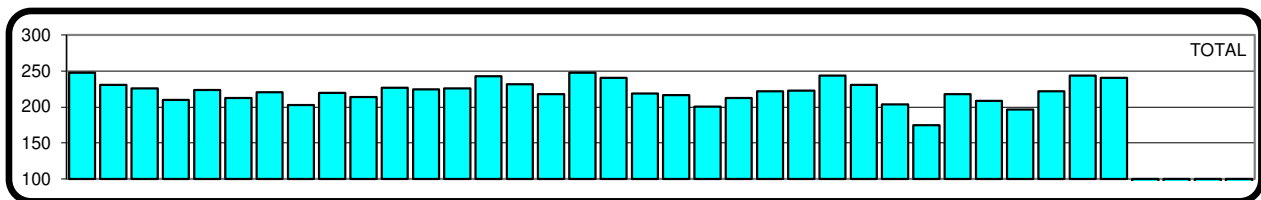
Last Year Average

DNQ 0

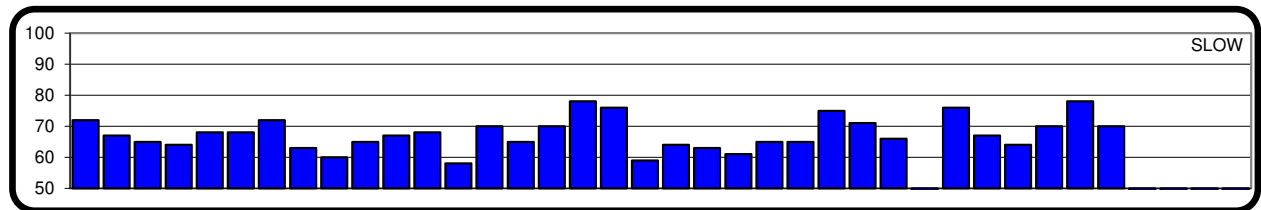
MATCHES:	
Total Scheduled	40
Total Completed	34
Balance Due	6
Drops Allowed	7
Above average	16
Below average	18
At Home Range	22
At Away Range	12
Regular Schedule	32
Make up	2
Made Team	10

Actual Over All Average	222.059 ⁴⁷
Actual Final Average	223.485 ⁴⁶
Possible Final Average	227.815 ³⁹
Makeup Average	222.500
Home Average	221.364
Away Average	223.333
1st 12 Matches	221.833
Cleaned Slow	0
Cleaned Time	0
Cleaned Rapid	0
Cleaned Total	0

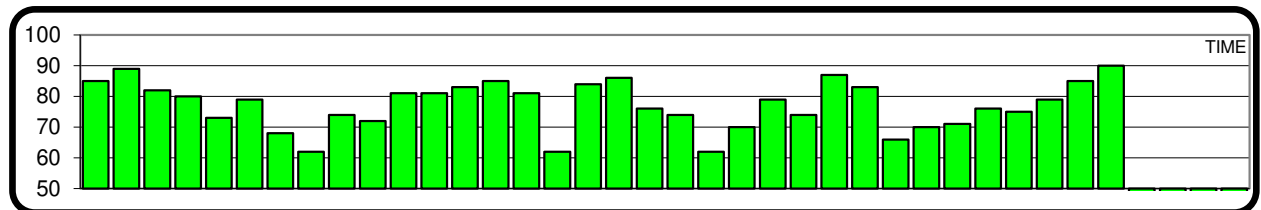
Top 3 - Scores	
First	248 ¹
Second	248 ¹
Third	244 ³
Highest Slow	78
Highest Time	90
Highest Rapid	91
Highest Possible	259
% Tot Scores Above Ave.	47.1%
% Time vs. Rapid	47.1%
% Made Team	29.4%



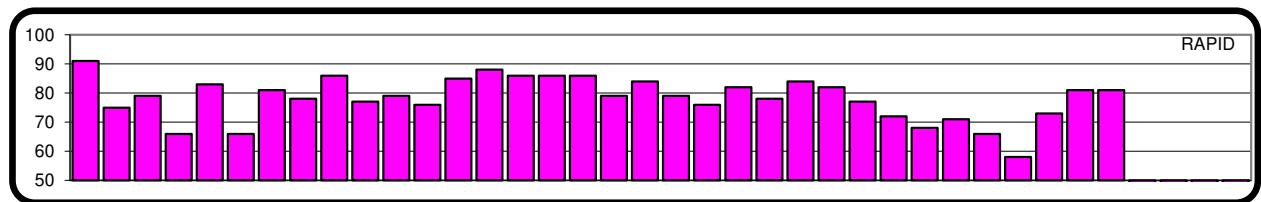
Actual Over All Average 222.059



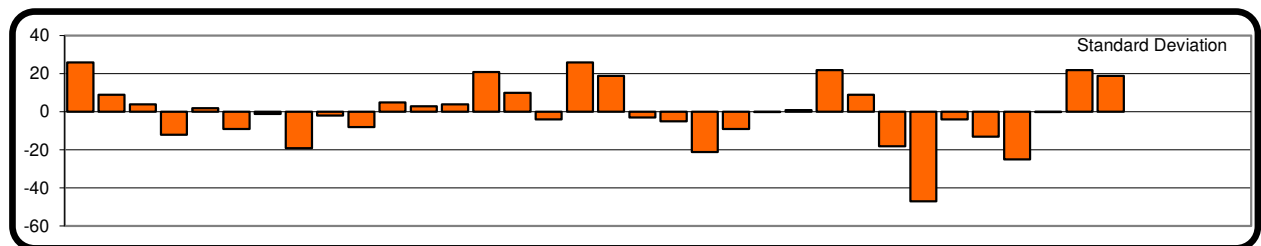
Average SLOW 66.676



Average TIME 77.176



Average RAPID 78.2058824



Standard Deviation

Edwards, Grant

MARKSMAN

Run date 03/25/26

KW29

M


Last Year Average

DNQ 0


MATCHES:	
Total Scheduled	40
Total Completed	10
Balance Due	30
Drops Allowed	7
Above average	6
Below average	4
At Home Range	8
At Away Range	2
Regular Schedule	10
Make up	0
Made Team	0

Actual Over All Average	94.600 ³
Actual Final Average	94.600 ³
Possible Final Average	136.000 ¹
Makeup Average	None
Home Average	104.875
Away Average	53.500
1st 12 Matches	None
Cleaned Slow	0
Cleaned Time	0
Cleaned Rapid	0
Cleaned Total	0


Top 3 - Scores	
First	154 ¹
Second	141 ⁰
Third	113 ⁰
Highest Slow	59
Highest Time	59
Highest Rapid	60
Highest Possible	178
% Tot Scores Above Ave.	60.0%
% Time vs. Rapid	60.0%
% Made Team	0.0%



Actual Over All Average 94.600




Average SLOW 30.300



Average TIME 34.100



Average RAPID 30.2



Standard Deviation

Gottschall, Mickey

PRO-MARKSMAN

Run date 03/25/26

KW33

F


Last Year Average

DNQ 0


MATCHES:	
Total Scheduled	40
Total Completed	0
Balance Due	40
Drops Allowed	7
Above average	0
Below average	0
At Home Range	0
At Away Range	0
Regular Schedule	0
Make up	0
Made Team	0

Actual Over All Average	None ⁰
Actual Final Average	None ⁰
Possible Final Average	None ⁰
Makeup Average	None
Home Average	None
Away Average	None
1st 12 Matches	None
Cleaned Slow	0
Cleaned Time	0
Cleaned Rapid	0
Cleaned Total	0

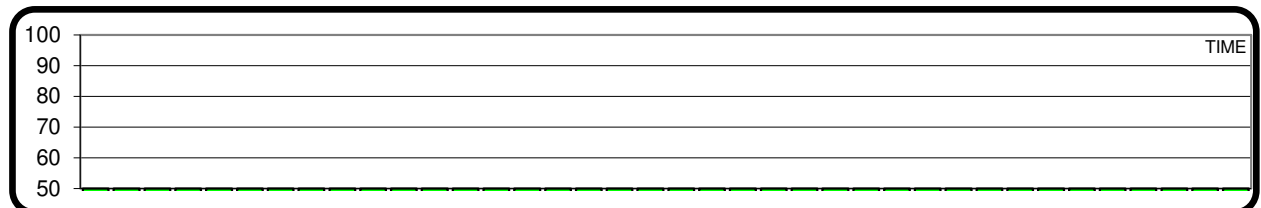
Top 3 - Scores	
First	None
Second	None
Third	None
Highest Slow	None
Highest Time	None
Highest Rapid	None
Highest Possible	None
% Tot Scores Above Ave.	None
% Time vs. Rapid	None
% Made Team	None



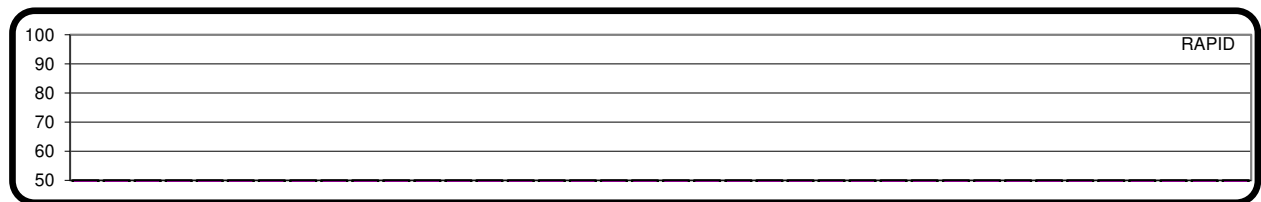
Actual Over All Average None




Average SLOW None



Average TIME None



Average RAPID None



Standard Deviation

Kneier, Noah

SHARPSHOOTER

Run date 03/25/26

KW34

M

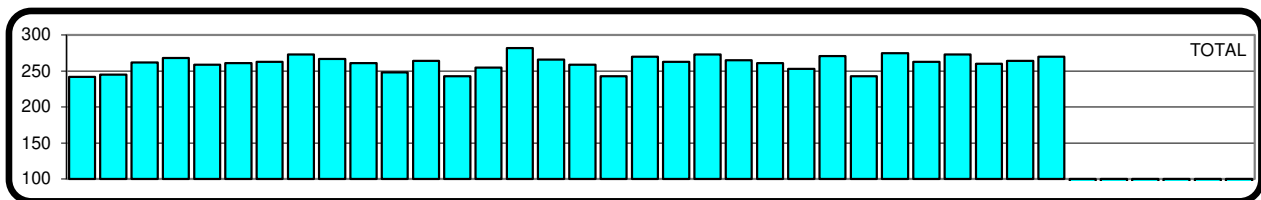
Last Year Average

0.000 0

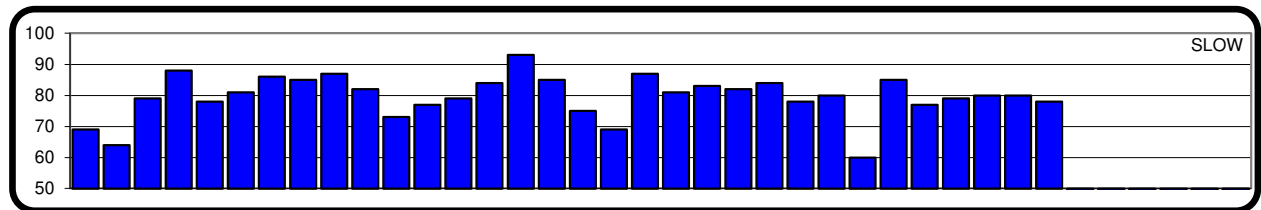
MATCHES:	
Total Scheduled	40
Total Completed	32
Balance Due	8
Drops Allowed	7
Above average	18
Below average	14
At Home Range	16
At Away Range	16
Regular Schedule	28
Make up	4
Made Team	28

Actual Over All Average	261.406 ¹¹³
Actual Final Average	261.406 ¹¹³
Possible Final Average	265.920 ⁹⁸
Makeup Average	262.750
Home Average	260.063
Away Average	262.750
1st 12 Matches	259.417
Cleaned Slow	0
Cleaned Time	0
Cleaned Rapid	0
Cleaned Total	0

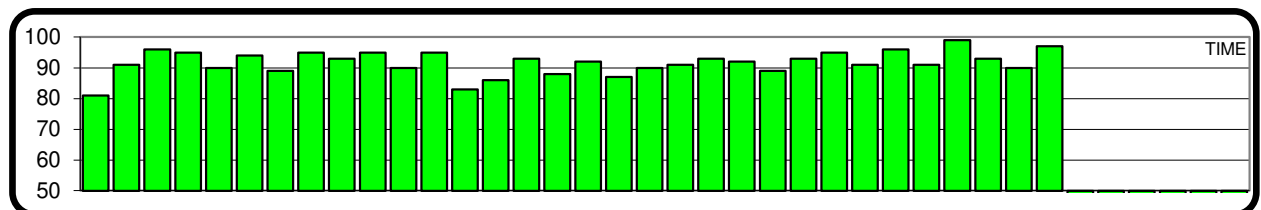
Top 3 - Scores	
First	282 ⁵
Second	275 ⁷
Third	273 ⁸
Highest Slow	93
Highest Time	99
Highest Rapid	97
Highest Possible	289
% Tot Scores Above Ave.	56.3%
% Time vs. Rapid	59.4%
% Made Team	87.5%



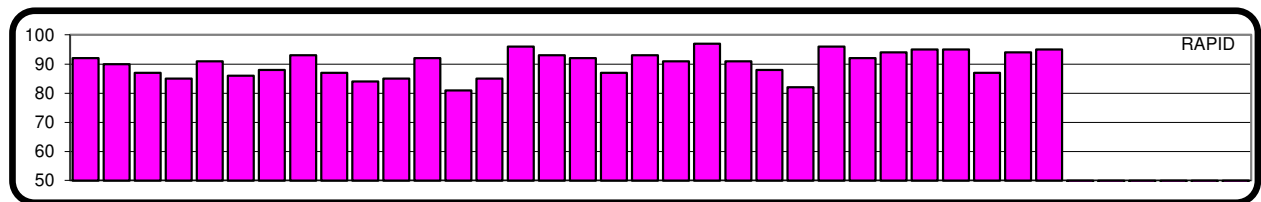
Actual Over All Average 261.406



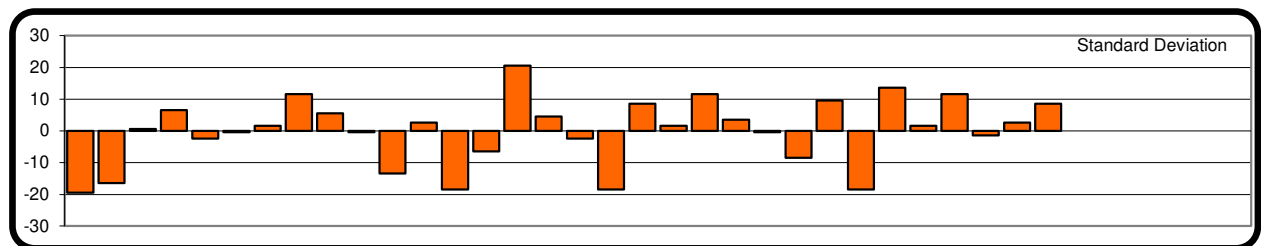
Average SLOW 79.625



Average TIME 91.656



Average RAPID 90.125



Standard Deviation

Knopp, Bruce

HIGH MASTER

Run date 03/25/26

KW35 High Club 295

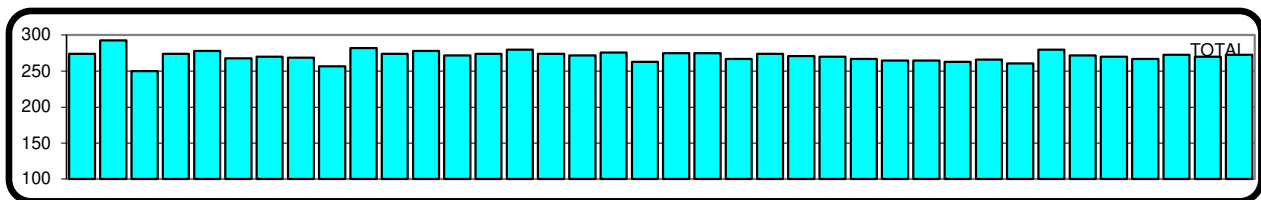
M

Last Year Average 276.750 0

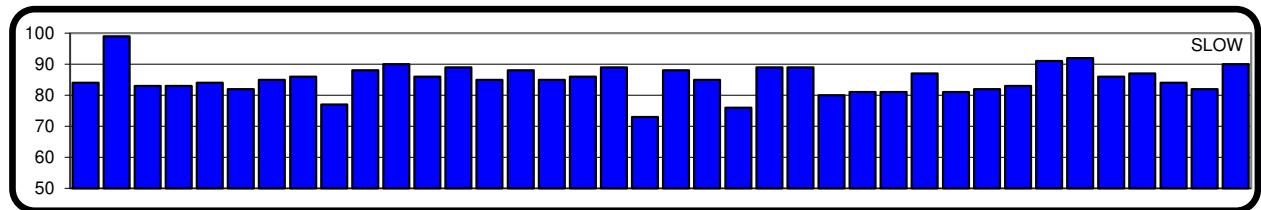
MATCHES:	
Total Scheduled	40
Total Completed	40
Balance Due	0
Drops Allowed	7
Above average	22
Below average	18
At Home Range	20
At Away Range	20
Regular Schedule	40
Make up	0
Made Team	40

Actual Over All Average	270.975 ¹⁸⁷
Actual Final Average	273.333 ¹⁶¹
Possible Final Average	273.333 ¹⁶¹
Makeup Average	None
Home Average	272.600
Away Average	269.350
1st 12 Matches	272.250
Cleaned Slow	0
Cleaned Time	0
Cleaned Rapid	0
Cleaned Total	0

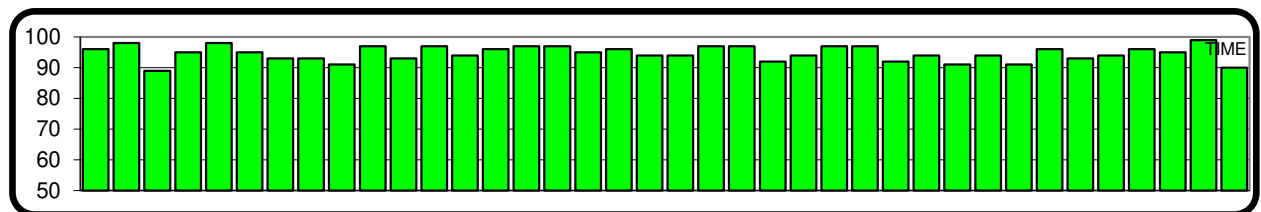
Top 3 - Scores	
First	293 ⁶
Second	282 ⁸
Third	280 ⁵
Highest Slow	99
Highest Time	99
Highest Rapid	97
Highest Possible	295
% Tot Scores Above Ave.	55.0%
% Time vs. Rapid	80.0%
% Made Team	100.0%



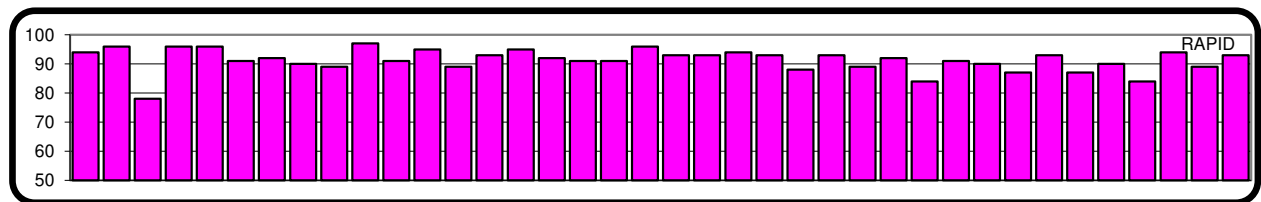
Actual Over All Average 270.975



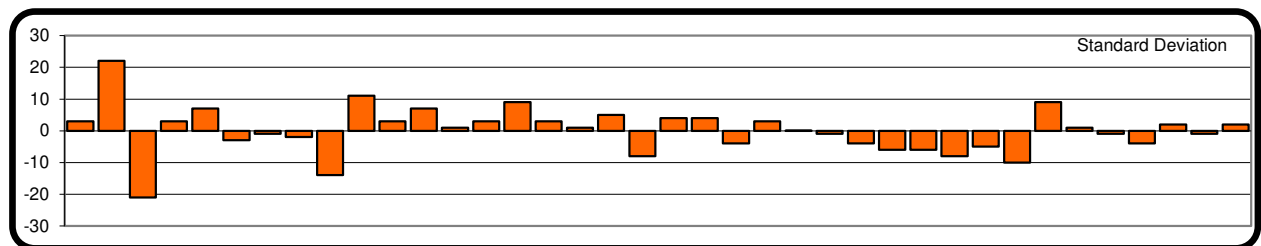
Average SLOW 85.125



Average TIME 94.600



Average RAPID 91.25



Standard Deviation

Kronick, Howard

HIGH MASTER

Run date 03/25/26

KW39

High Club

290

M

Last Year Average

219.964 0

MATCHES:

Total Scheduled	40
Total Completed	34
Balance Due	6
Drops Allowed	7
Above average	19
Below average	15
At Home Range	16
At Away Range	18
Regular Schedule	34
Make up	0
Made Team	16

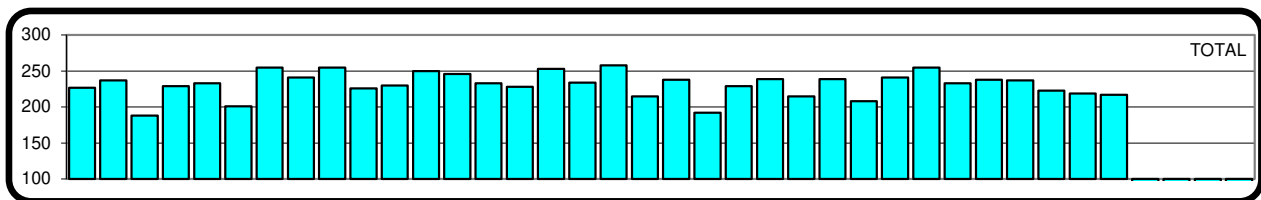
Actual Over All Average	231.235 ⁵⁴
Actual Final Average	232.545 ⁵²
Possible Final Average	238.000 ⁴³
Makeup Average	None
Home Average	231.438
Away Average	231.056
1st 12 Matches	231.000

Cleaned Slow	0
Cleaned Time	0
Cleaned Rapid	0
Cleaned Total	0

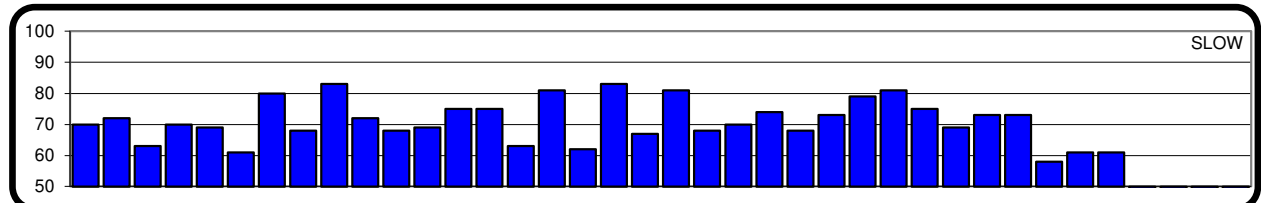
Top 3 - Scores

First	258 ²
Second	255 ²
Third	255 ¹
Highest Slow	83
Highest Time	94
Highest Rapid	92
Highest Possible	269

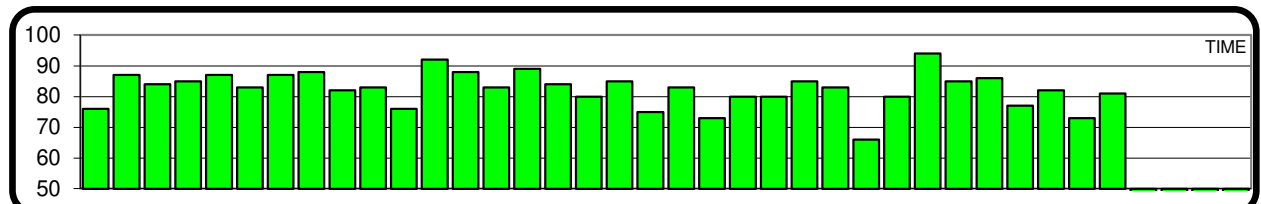
% Tot Scores Above Ave.	55.9%
% Time vs. Rapid	61.8%
% Made Team	47.1%



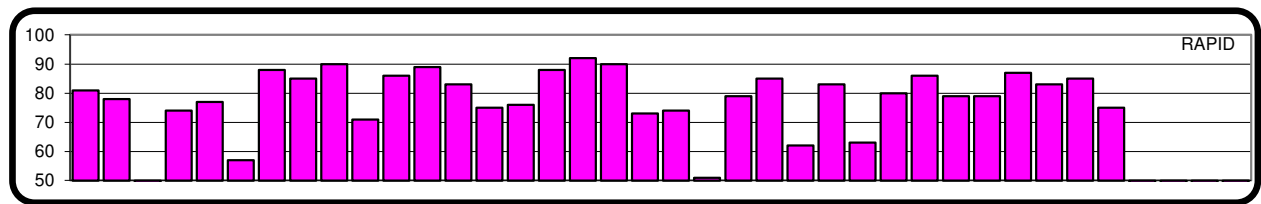
Actual Over All Average 231.235



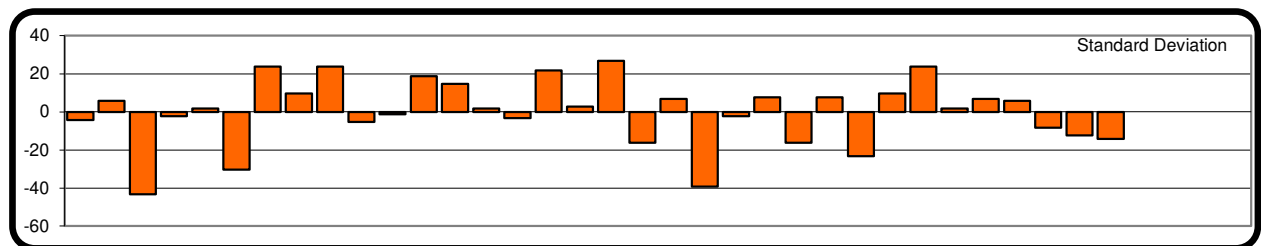
Average SLOW 71.029



Average TIME 82.412



Average RAPID 77.7941176



Standard Deviation

Kulnane, Joe

EXPERT

Run date 03/25/26

KW40 High Club 280

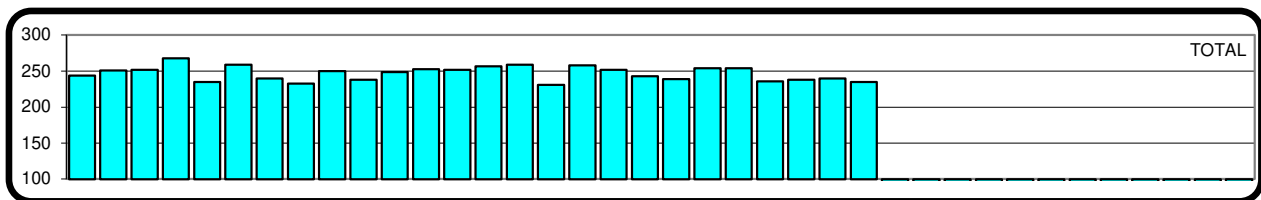
M

Last Year Average 238.929 0

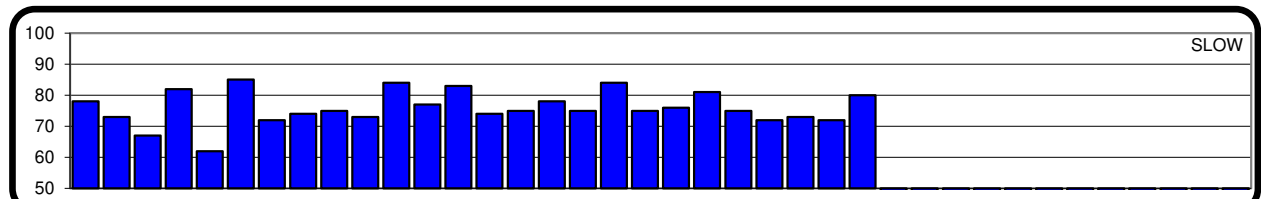
MATCHES:	
Total Scheduled	40
Total Completed	26
Balance Due	14
Drops Allowed	7
Above average	14
Below average	12
At Home Range	16
At Away Range	10
Regular Schedule	26
Make up	0
Made Team	22

Actual Over All Average	246.923 ⁴⁴
Actual Final Average	246.923 ⁴⁴
Possible Final Average	251.263 ³⁹
Makeup Average	None
Home Average	246.688
Away Average	247.300
1st 12 Matches	247.667
Cleaned Slow	0
Cleaned Time	0
Cleaned Rapid	0
Cleaned Total	0

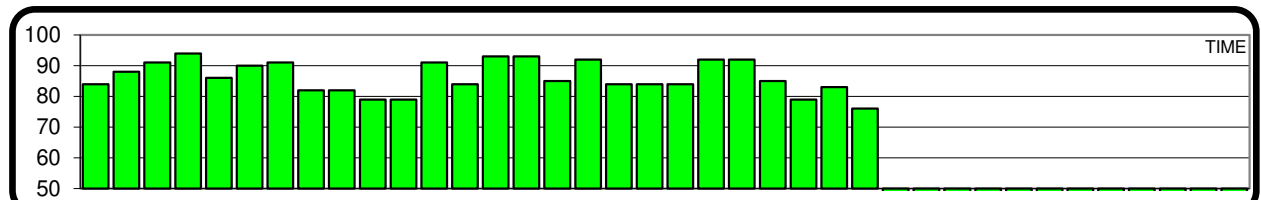
Top 3 - Scores	
First	268 ⁶
Second	259 ⁴
Third	259 ³
Highest Slow	85
Highest Time	94
Highest Rapid	94
Highest Possible	273
% Tot Scores Above Ave.	53.8%
% Time vs. Rapid	53.8%
% Made Team	84.6%



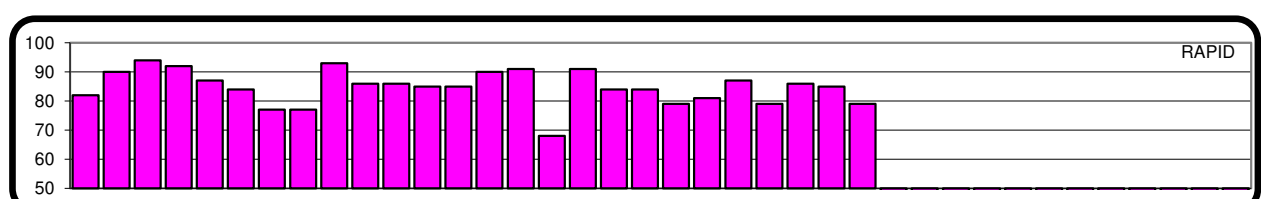
Actual Over All Average 246.923



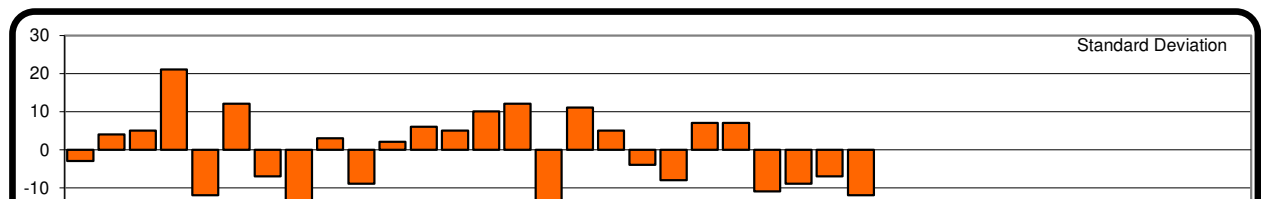
Average SLOW 75.962



Average TIME 86.269



Average RAPID 84.6923077



Standard Deviation

McKrell, Garrett

EXPERT

Run date 03/25/26

KW44 High Club 290

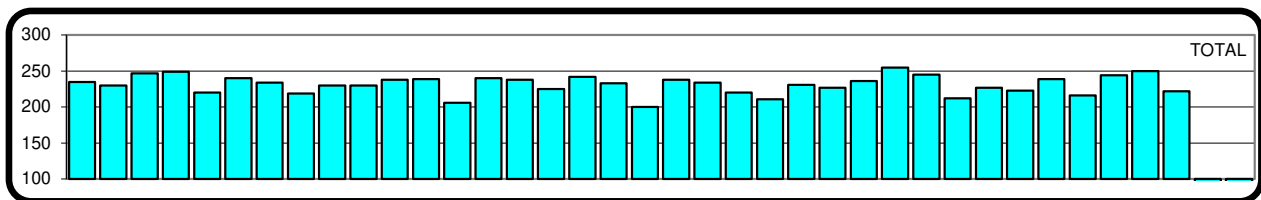
M

Last Year Average 238.000 0

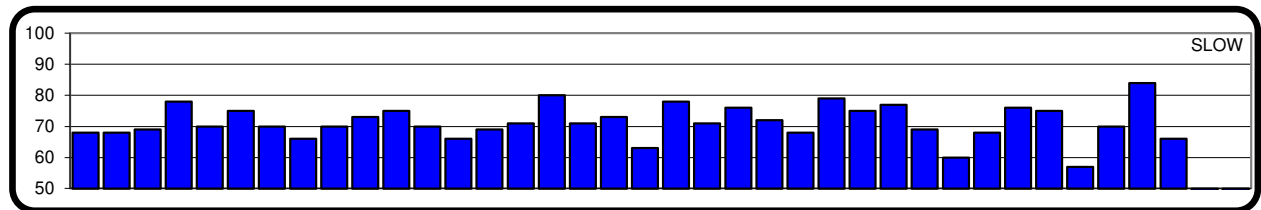
MATCHES:	
Total Scheduled	40
Total Completed	36
Balance Due	4
Drops Allowed	7
Above average	19
Below average	17
At Home Range	16
At Away Range	20
Regular Schedule	36
Make up	0
Made Team	16

Actual Over All Average	231.250 ⁴⁷
Actual Final Average	233.576 ⁴¹
Possible Final Average	235.897 ³⁹
Makeup Average	None
Home Average	228.750
Away Average	233.250
1st 12 Matches	234.250
Cleaned Slow	0
Cleaned Time	0
Cleaned Rapid	0
Cleaned Total	0

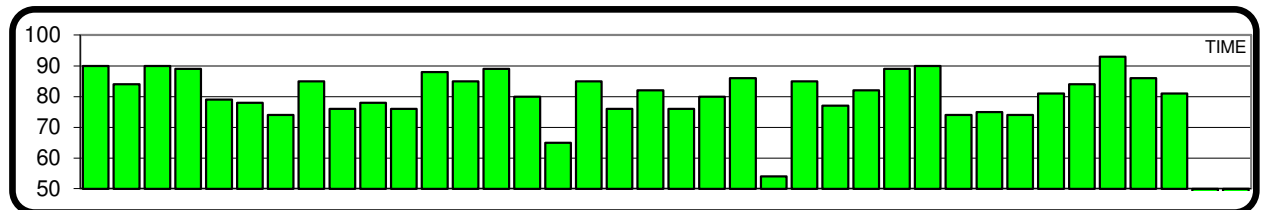
Top 3 - Scores	
First	255 ¹
Second	250 ⁰
Third	249 ⁰
Highest Slow	84
Highest Time	93
Highest Rapid	90
Highest Possible	267
% Tot Scores Above Ave.	52.8%
% Time vs. Rapid	55.6%
% Made Team	44.4%



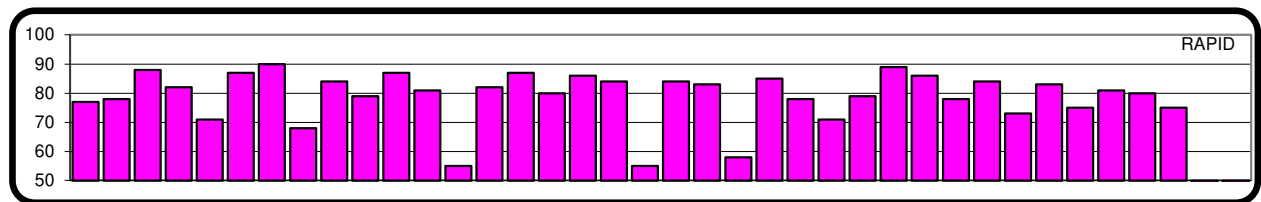
Actual Over All Average 231.250



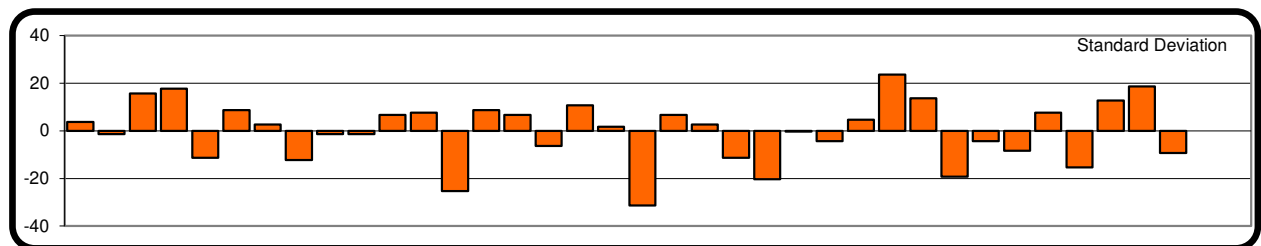
Average SLOW 71.278



Average TIME 81.000



Average RAPID 78.9722222



Standard Deviation

Paull, Laurie

PRO-MARKSMAN

Run date 03/25/26

KW51

F

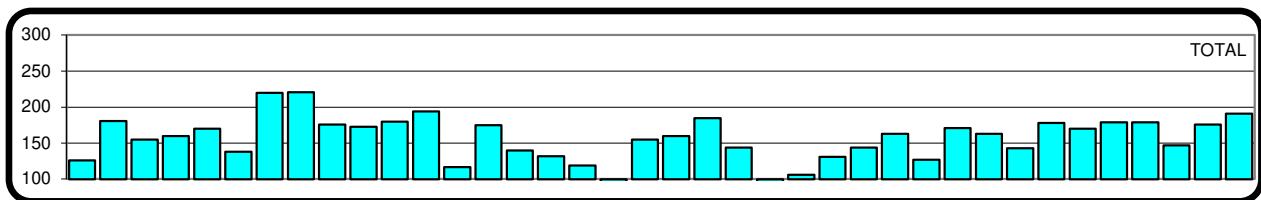
Last Year Average

0.000 0


MATCHES:	
Total Scheduled	40
Total Completed	40
Balance Due	0
Drops Allowed	7
Above average	23
Below average	17
At Home Range	20
At Away Range	20
Regular Schedule	40
Make up	0
Made Team	0

Actual Over All Average	156.850 ¹⁴
Actual Final Average	167.909 ¹³
Possible Final Average	167.909 ¹³
Makeup Average	None
Home Average	145.450
Away Average	168.250
1st 12 Matches	174.500
Cleaned Slow	0
Cleaned Time	0
Cleaned Rapid	0
Cleaned Total	0

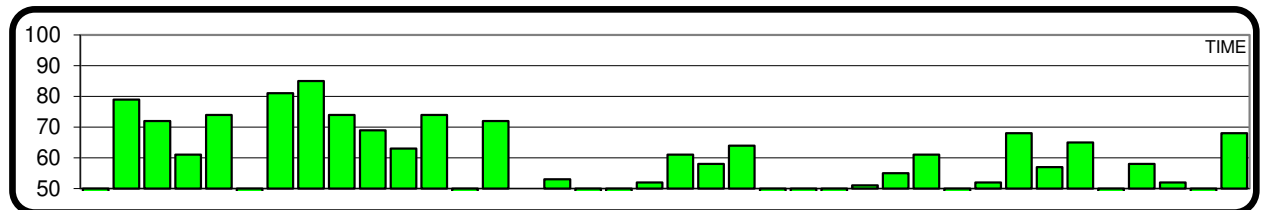
Top 3 - Scores	
First	221 ¹
Second	220 ¹
Third	194 ⁰
Highest Slow	84
Highest Time	85
Highest Rapid	88
Highest Possible	257
% Tot Scores Above Ave.	57.5%
% Time vs. Rapid	70.0%
% Made Team	0.0%



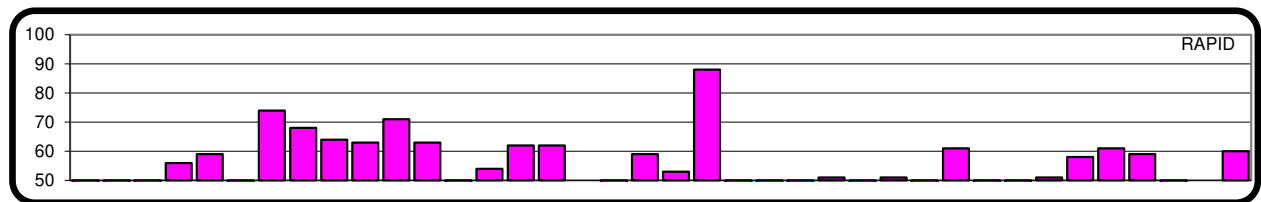
Actual Over All Average 156.850



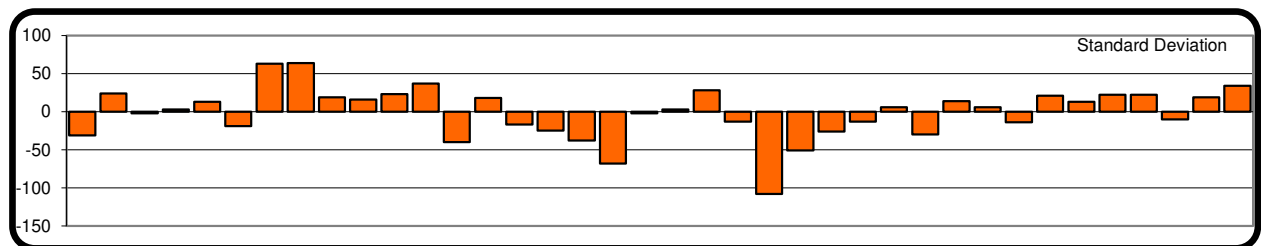
Average SLOW 48.375



Average TIME 57.825



Average RAPID 50.65



Standard Deviation

Pogozelski, Terri

SHARPSHOOTER

Run date 03/25/26

KW54

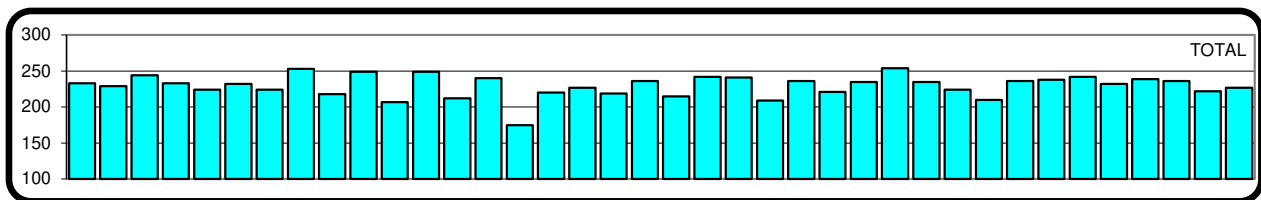
F

Last Year Average 222.545 0

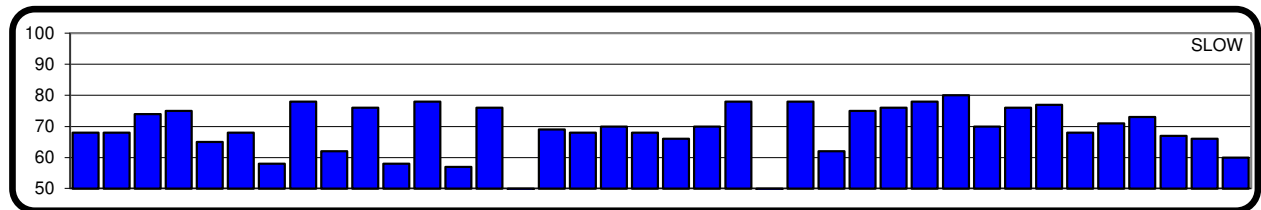
MATCHES:	
Total Scheduled	40
Total Completed	40
Balance Due	0
Drops Allowed	7
Above average	22
Below average	18
At Home Range	20
At Away Range	20
Regular Schedule	40
Make up	0
Made Team	17

Actual Over All Average	228.925 ⁵¹
Actual Final Average	233.667 ⁴⁶
Possible Final Average	233.667 ⁴⁶
Makeup Average	None
Home Average	226.950
Away Average	230.900
1st 12 Matches	232.917
Cleaned Slow	0
Cleaned Time	0
Cleaned Rapid	0
Cleaned Total	0

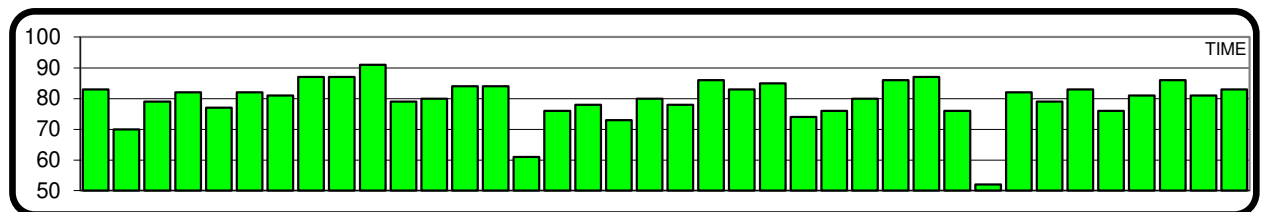
Top 3 - Scores	
First	254 ¹
Second	253 ²
Third	249 ¹
Highest Slow	80
Highest Time	91
Highest Rapid	92
Highest Possible	263
% Tot Scores Above Ave.	55.0%
% Time vs. Rapid	40.0%
% Made Team	42.5%



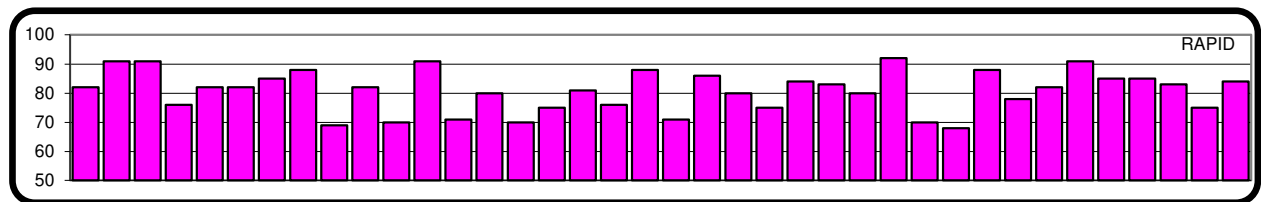
Actual Over All Average 228.925



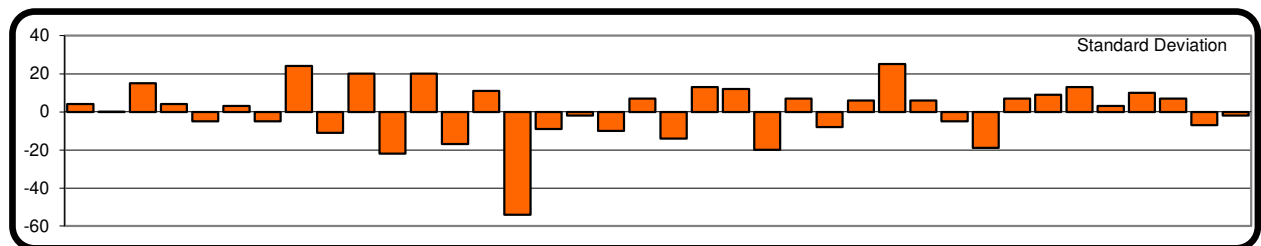
Average SLOW 68.750



Average TIME 79.425



Average RAPID 80.75



Standard Deviation

Riha, Jim

PRO-MARKSMAN

Run date 03/25/26

KW57

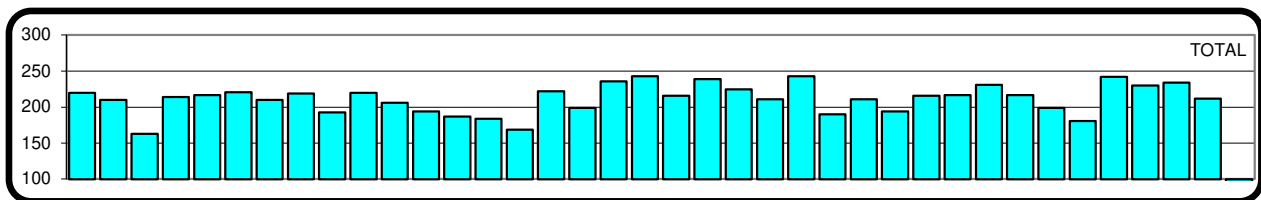
M

Last Year Average 210.893 0

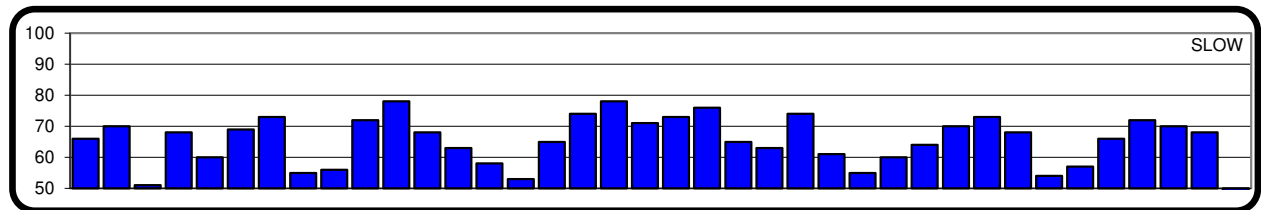
MATCHES:	
Total Scheduled	40
Total Completed	37
Balance Due	3
Drops Allowed	7
Above average	21
Below average	16
At Home Range	19
At Away Range	18
Regular Schedule	36
Make up	1
Made Team	9

Actual Over All Average	211.757 ⁴⁶
Actual Final Average	216.303 ⁴¹
Possible Final Average	218.933 ³⁹
Makeup Average	194.000
Home Average	210.947
Away Average	212.611
1st 12 Matches	207.250
Cleaned Slow	0
Cleaned Time	0
Cleaned Rapid	0
Cleaned Total	0

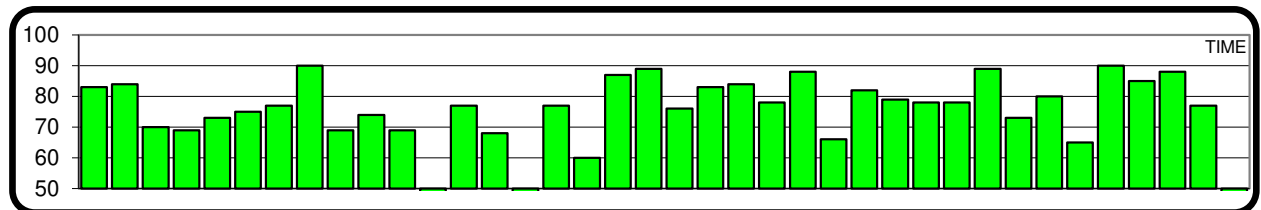
Top 3 - Scores	
First	243 ¹
Second	243 ¹
Third	242 ⁴
Highest Slow	78
Highest Time	90
Highest Rapid	86
Highest Possible	254
% Tot Scores Above Ave.	56.8%
% Time vs. Rapid	75.7%
% Made Team	24.3%



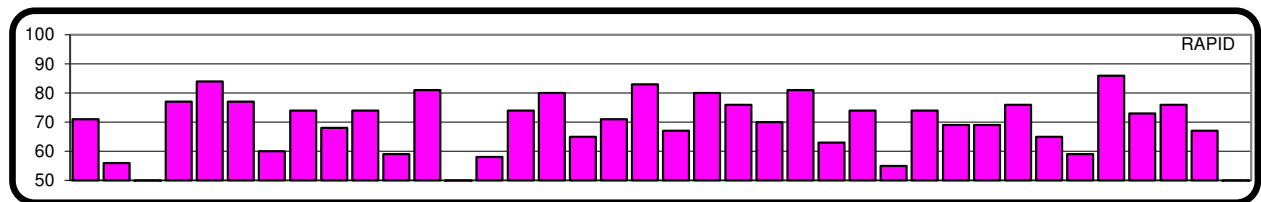
Actual Over All Average 211.757



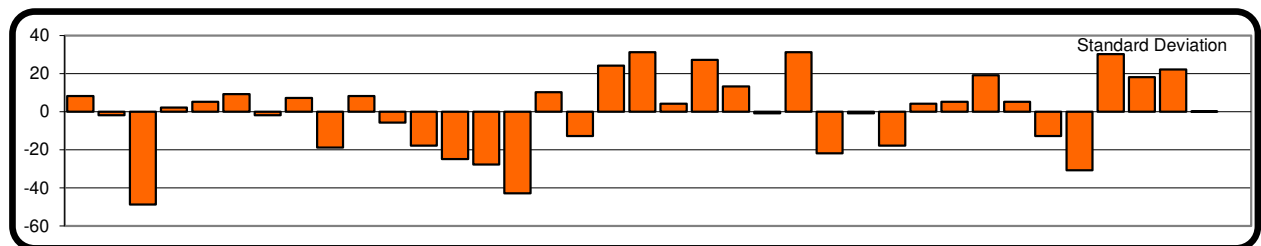
Average SLOW 65.865



Average TIME 76.135



Average RAPID 69.7567568



Standard Deviation

Waddle, Philip

MARKSMAN

Run date 03/25/26

KW86

M


Last Year Average

DNQ 0


MATCHES:	
Total Scheduled	40
Total Completed	0
Balance Due	40
Drops Allowed	7
Above average	0
Below average	0
At Home Range	0
At Away Range	0
Regular Schedule	0
Make up	0
Made Team	0

Actual Over All Average	None ⁰
Actual Final Average	None ⁰
Possible Final Average	None ⁰
Makeup Average	None
Home Average	None
Away Average	None
1st 12 Matches	None
Cleaned Slow	0
Cleaned Time	0
Cleaned Rapid	0
Cleaned Total	0


Top 3 - Scores	
First	None
Second	None
Third	None
Highest Slow	None
Highest Time	None
Highest Rapid	None
Highest Possible	None
% Tot Scores Above Ave.	None
% Time vs. Rapid	None
% Made Team	None




Actual Over All Average None




Average SLOW None



Average TIME None



Average RAPID None



Standard Deviation

Wilder, Sarah

SHARPSHOOTER

Run date 03/25/26

KW93

F

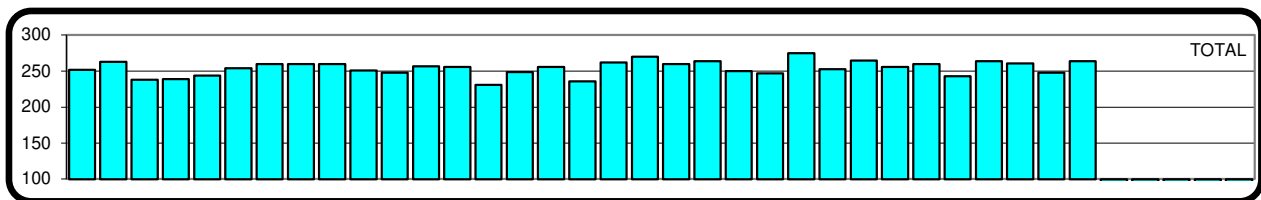
Last Year Average

DNQ 0

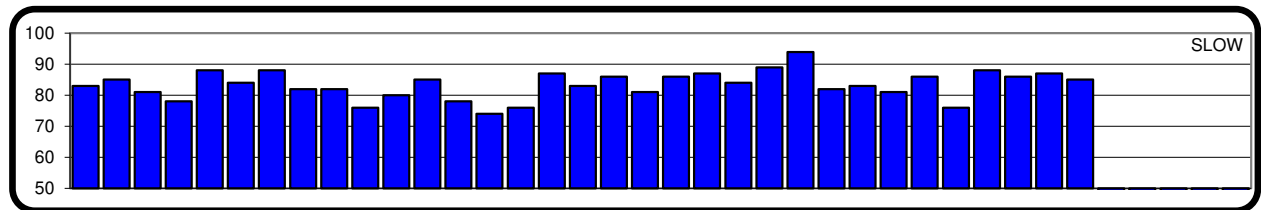
MATCHES:	
Total Scheduled	40
Total Completed	33
Balance Due	7
Drops Allowed	7
Above average	18
Below average	15
At Home Range	16
At Away Range	17
Regular Schedule	30
Make up	3
Made Team	28

Actual Over All Average	254.424 ⁶³
Actual Final Average	254.424 ⁶³
Possible Final Average	258.385 ⁵⁶
Makeup Average	252.000
Home Average	253.250
Away Average	255.529
1st 12 Matches	252.167
Cleaned Slow	0
Cleaned Time	0
Cleaned Rapid	0
Cleaned Total	0

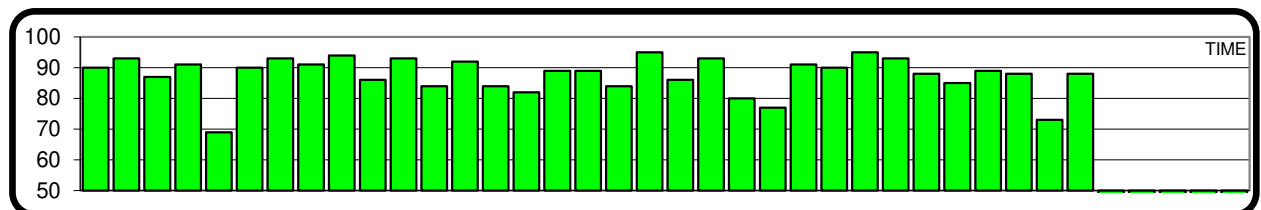
Top 3 - Scores	
First	275 ³
Second	270 ⁷
Third	265 ¹
Highest Slow	94
Highest Time	95
Highest Rapid	94
Highest Possible	283
% Tot Scores Above Ave.	54.5%
% Time vs. Rapid	69.7%
% Made Team	84.8%



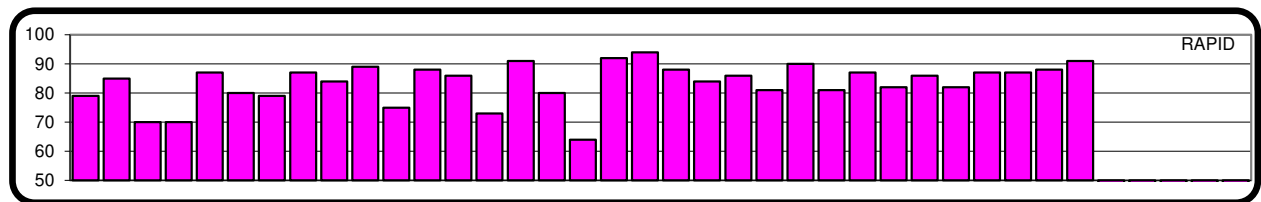
Actual Over All Average 254.424



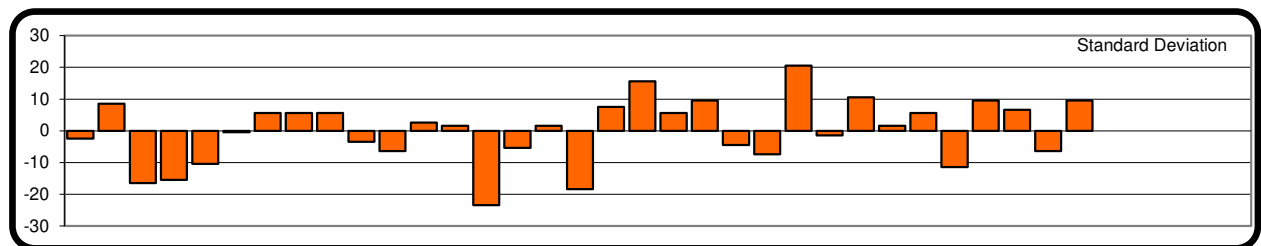
Average SLOW 83.364



Average TIME 87.636



Average RAPID 83.4242424



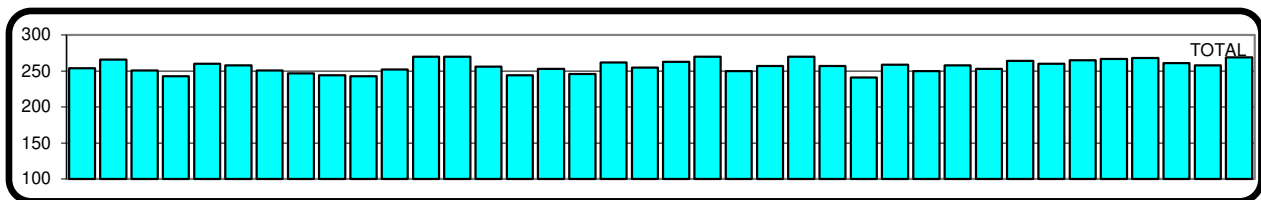
Standard Deviation

Ackerman, Larry EXPERT Run date 03/25/26
 LE03 High Club 280 M Last Year Average 259.667 0

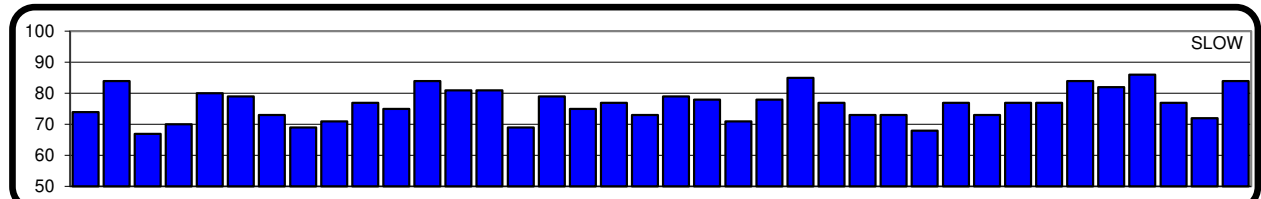
MATCHES:	
Total Scheduled	40
Total Completed	40
Balance Due	0
Drops Allowed	7
Above average	20
Below average	20
At Home Range	20
At Away Range	20
Regular Schedule	40
Make up	0
Made Team	23

Actual Over All Average	257.150 ¹²⁵
Actual Final Average	259.939 ¹¹¹
Possible Final Average	259.939 ¹¹¹
Makeup Average	None
Home Average	258.250
Away Average	256.050
1st 12 Matches	253.250
Cleaned Slow	0
Cleaned Time	0
Cleaned Rapid	0
Cleaned Total	0

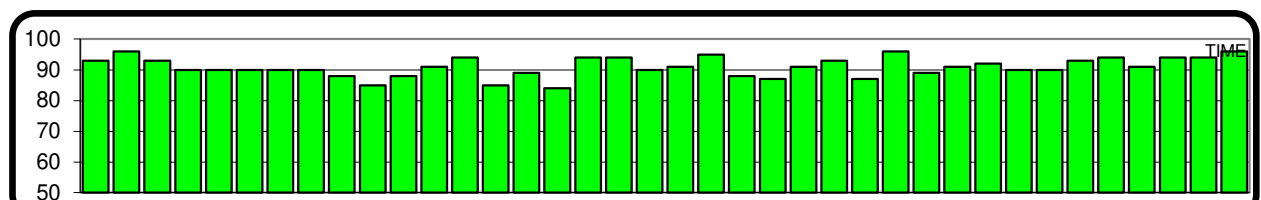
Top 3 - Scores	
First	270 ⁸
Second	270 ⁷
Third	270 ⁵
Highest Slow	86
Highest Time	96
Highest Rapid	97
Highest Possible	279
% Tot Scores Above Ave.	50.0%
% Time vs. Rapid	57.5%
% Made Team	57.5%



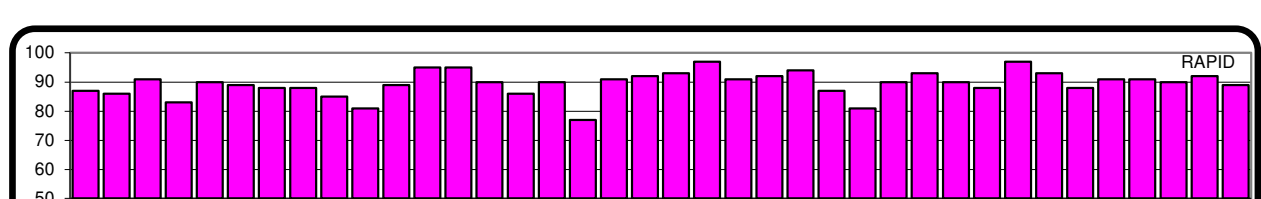
Actual Over All Average 257.150



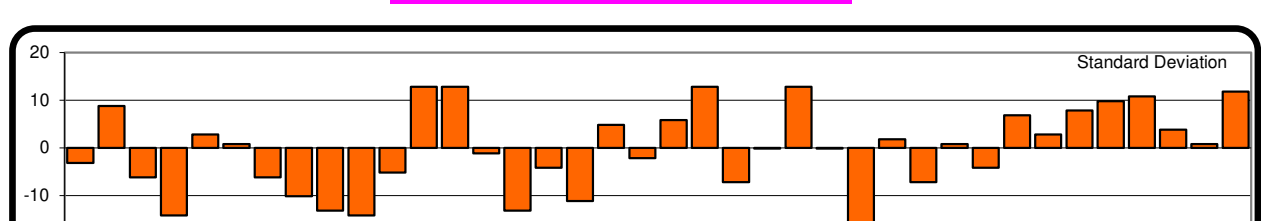
Average SLOW 76.675



Average TIME 90.950



Average RAPID 89.525



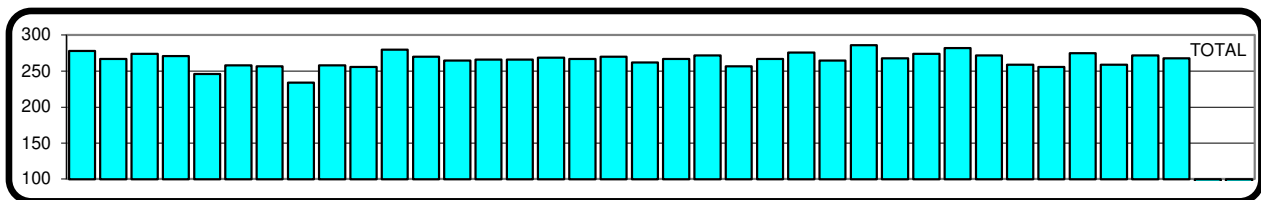
Standard Deviation

Busser, Ron MASTER Run date 03/25/26
 LE20 High Club 290 M Last Year Average 270.152 0

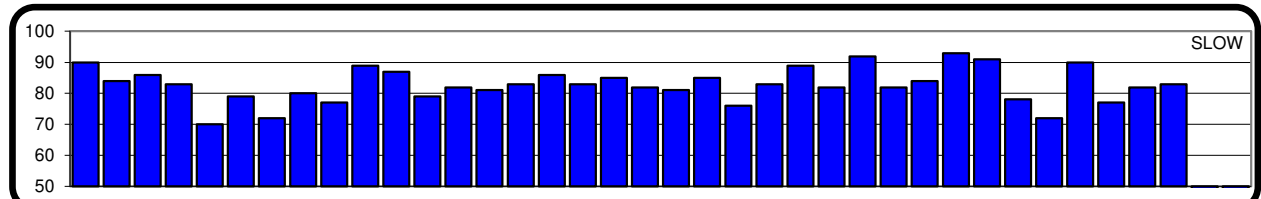
MATCHES:	
Total Scheduled	40
Total Completed	36
Balance Due	4
Drops Allowed	7
Above average	21
Below average	15
At Home Range	15
At Away Range	17
Regular Schedule	26
Make up	10
Made Team	19

Actual Over All Average	266.361 ¹⁴⁰
Actual Final Average	268.273 ¹³⁵
Possible Final Average	269.828 ¹¹⁸
Makeup Average	270.000
Home Average	268.133
Away Average	263.353
1st 12 Matches	262.417
Cleaned Slow	0
Cleaned Time	0
Cleaned Rapid	0
Cleaned Total	0

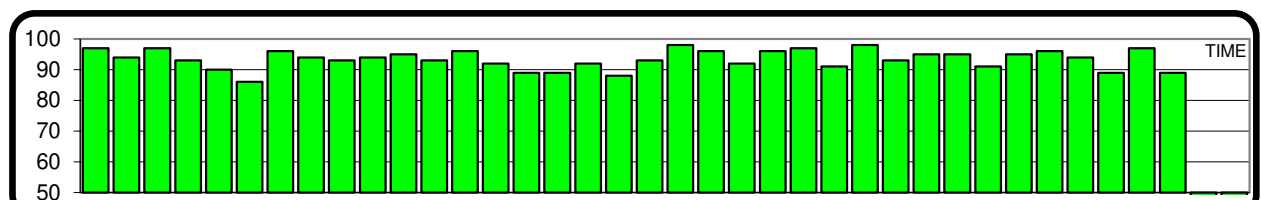
Top 3 - Scores	
First	286 ⁶
Second	282 ⁵
Third	280 ⁹
Highest Slow	93
Highest Time	98
Highest Rapid	98
Highest Possible	289
% Tot Scores Above Ave.	58.3%
% Time vs. Rapid	61.1%
% Made Team	52.8%



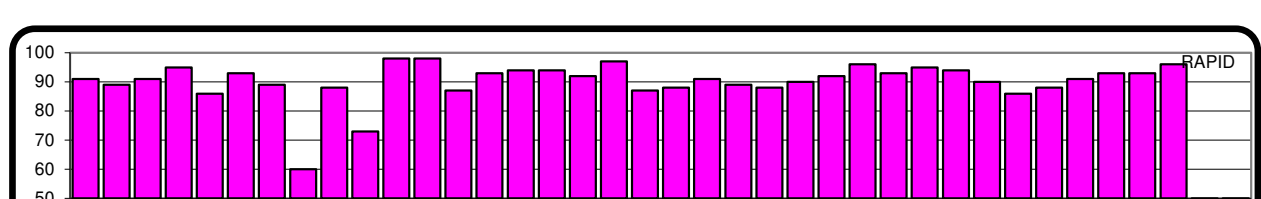
Actual Over All Average 266.361



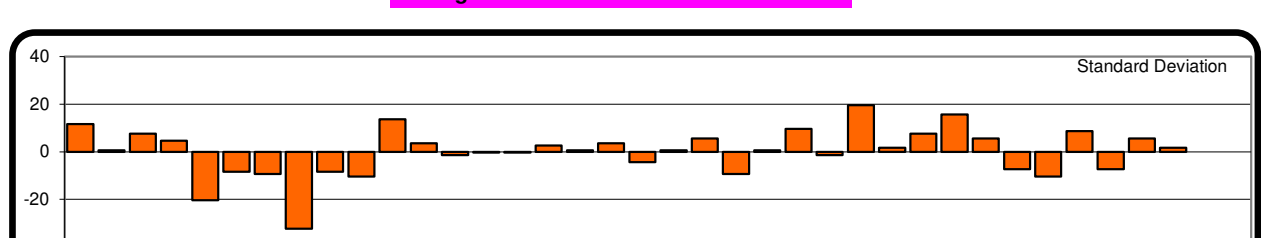
Average SLOW 82.722



Average TIME 93.417



Average RAPID 90.2222222



Standard Deviation

Dahmen, Emily HIGH MASTER Run date 03/25/26
 LE78 High Club 290 F Last Year Average 284.121 0

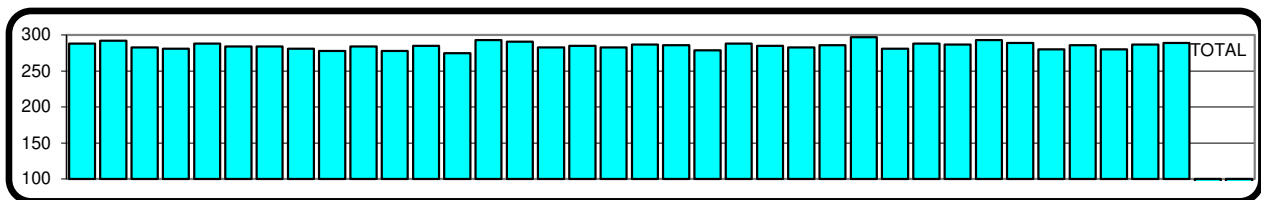
MATCHES:

Total Scheduled	40
Total Completed	36
Balance Due	4
Drops Allowed	7
Above average	17
Below average	19
At Home Range	20
At Away Range	16
Regular Schedule	36
Make up	0
Made Team	36

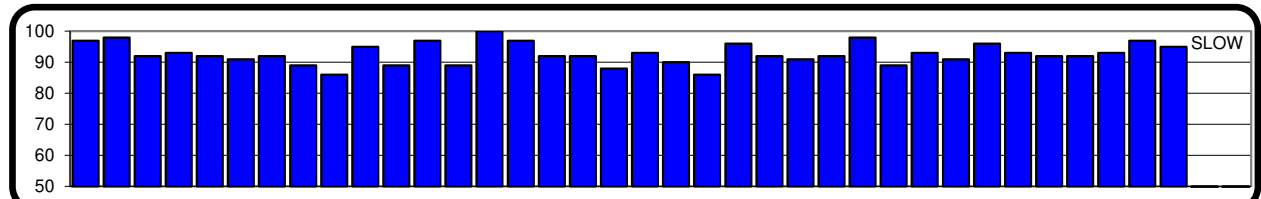
Actual Over All Average	285.194 ²²¹
Actual Final Average	285.939 ²⁰¹
Possible Final Average	286.759 ¹⁸²
Makeup Average	None
Home Average	285.300
Away Average	285.063
1st 12 Matches	283.833
Cleaned Slow	1
Cleaned Time	4
Cleaned Rapid	1
Cleaned Total	6

Top 3 - Scores

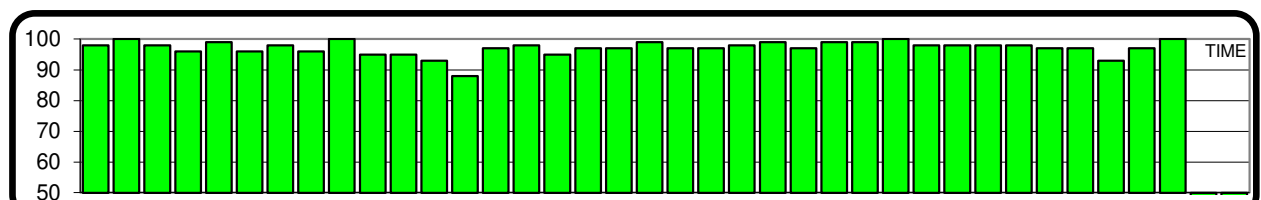
First	297 ⁵
Second	293 ⁸
Third	293 ⁷
Highest Slow	100
Highest Time	100
Highest Rapid	100
Highest Possible	300
% Tot Scores Above Ave.	47.2%
% Time vs. Rapid	63.9%
% Made Team	100.0%



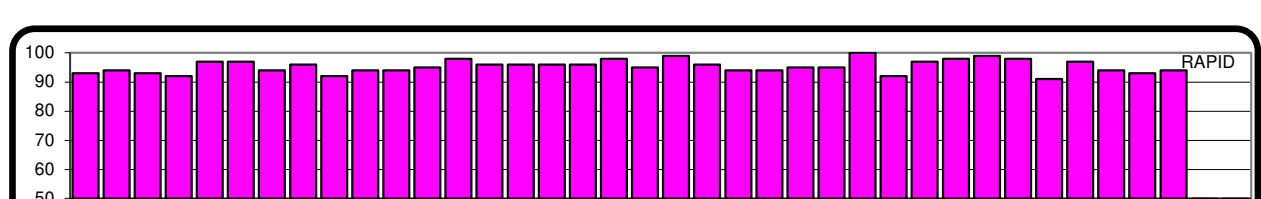
Actual Over All Average 285.194



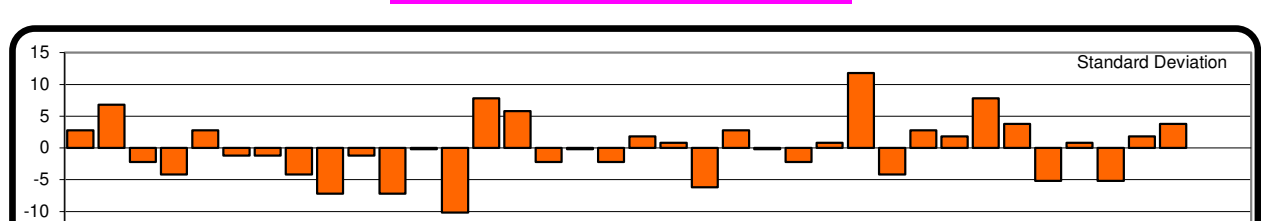
Average SLOW 92.722



Average TIME 97.139



Average RAPID 95.3333333



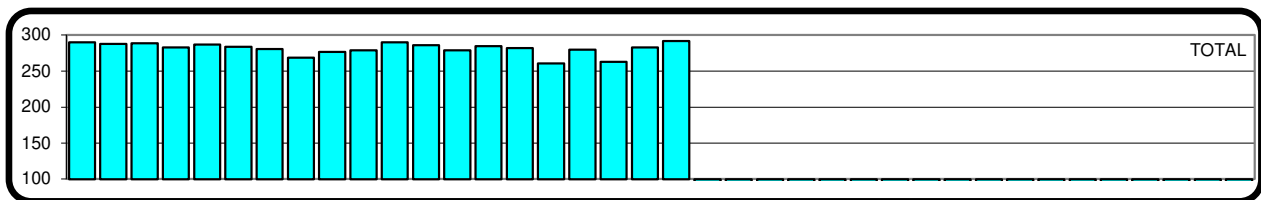
Standard Deviation

Dahmen, Zach HIGH MASTER Run date 03/25/26
 LE21 High Club 290 M Last Year Average 284.818 0

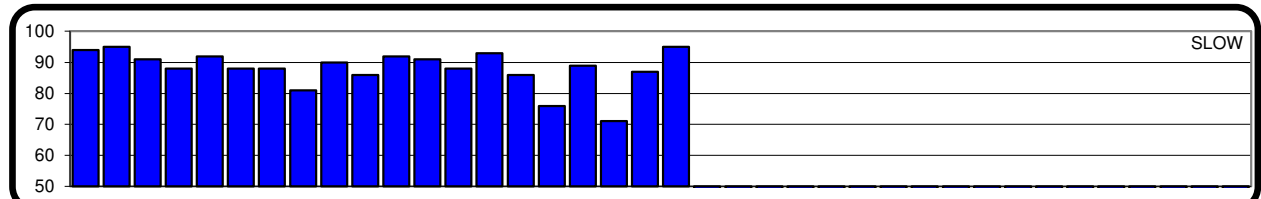
MATCHES:	
Total Scheduled	40
Total Completed	20
Balance Due	20
Drops Allowed	7
Above average	12
Below average	8
At Home Range	12
At Away Range	8
Regular Schedule	20
Make up	0
Made Team	19

Actual Over All Average	281.400 ¹³⁰
Actual Final Average	281.400 ¹³⁰
Possible Final Average	286.154 ⁸⁷
Makeup Average	None
Home Average	279.750
Away Average	283.875
1st 12 Matches	283.583
Cleaned Slow	0
Cleaned Time	3
Cleaned Rapid	0
Cleaned Total	3

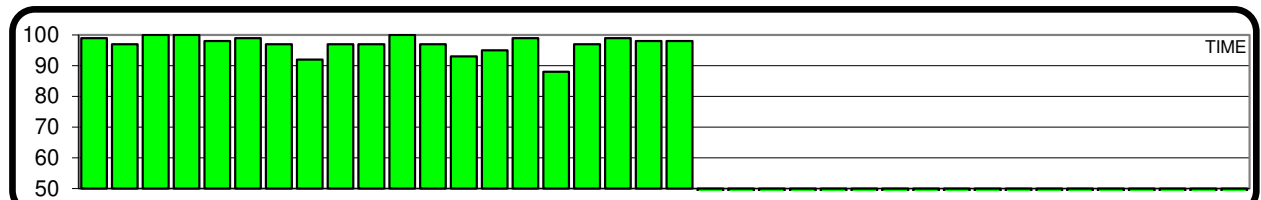
Top 3 - Scores	
First	292 ⁵
Second	290 ⁹
Third	290 ⁷
Highest Slow	95
Highest Time	100
Highest Rapid	99
Highest Possible	294
% Tot Scores Above Ave.	60.0%
% Time vs. Rapid	65.0%
% Made Team	95.0%



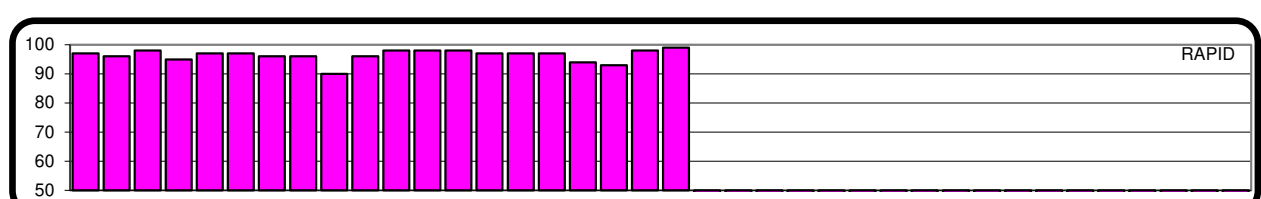
Actual Over All Average 281.400



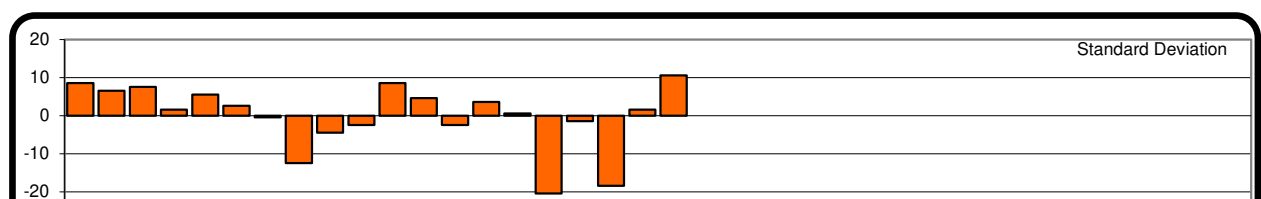
Average SLOW 88.050



Average TIME 97.000



Average RAPID 96.35



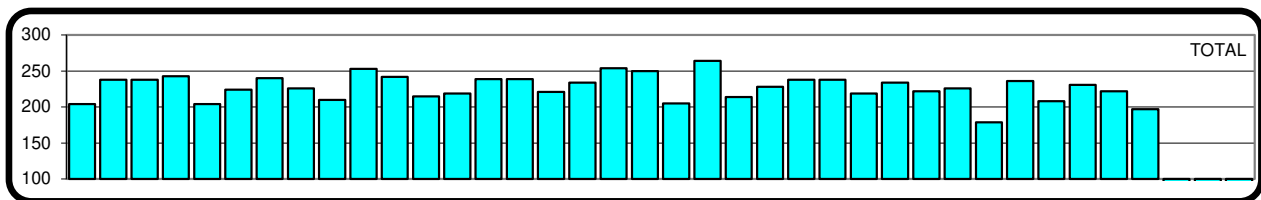
Standard Deviation

Eichler, Carl SHARPSHOOTER Run date 03/25/26
 LE23 M Last Year Average 234.212 0

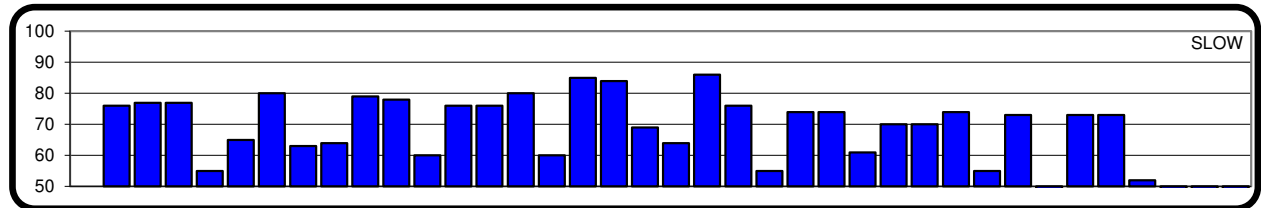
MATCHES:	
Total Scheduled	40
Total Completed	35
Balance Due	5
Drops Allowed	7
Above average	18
Below average	17
At Home Range	20
At Away Range	15
Regular Schedule	34
Make up	1
Made Team	3

Actual Over All Average	227.257 ⁵⁵
Actual Final Average	229.636 ⁵²
Possible Final Average	233.821 ⁴⁵
Makeup Average	210.000
Home Average	224.250
Away Average	231.267
1st 12 Matches	228.083
Cleaned Slow	0
Cleaned Time	0
Cleaned Rapid	0
Cleaned Total	0

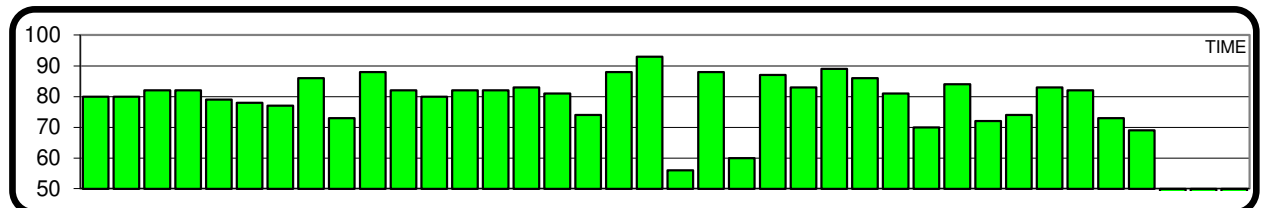
Top 3 - Scores	
First	264 ²
Second	254 ⁰
Third	253 ¹
Highest Slow	86
Highest Time	93
Highest Rapid	90
Highest Possible	269
% Tot Scores Above Ave.	51.4%
% Time vs. Rapid	57.1%
% Made Team	8.6%



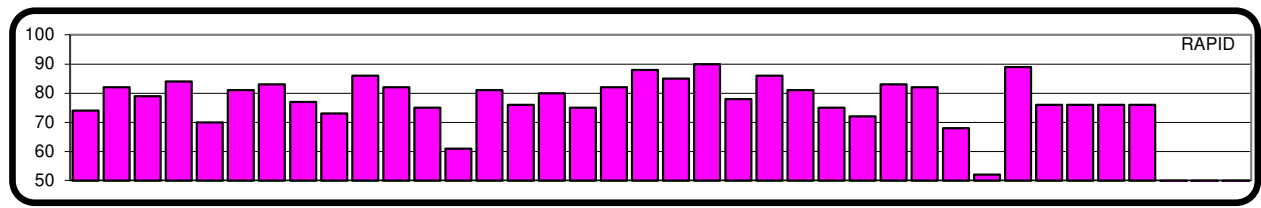
Actual Over All Average 227.257



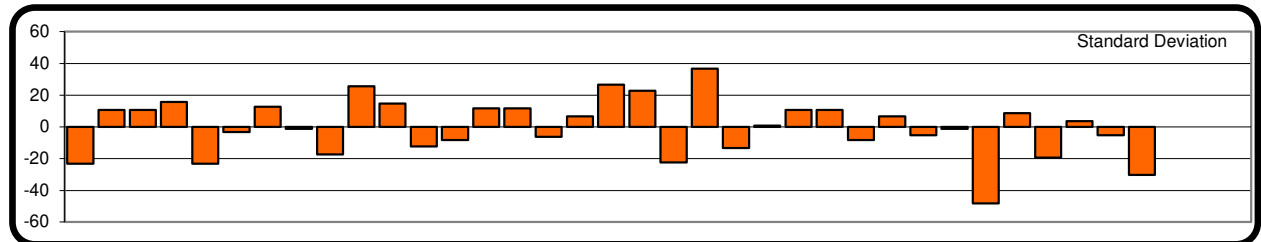
Average SLOW 69.514



Average TIME 79.629



Average RAPID 78.1142857



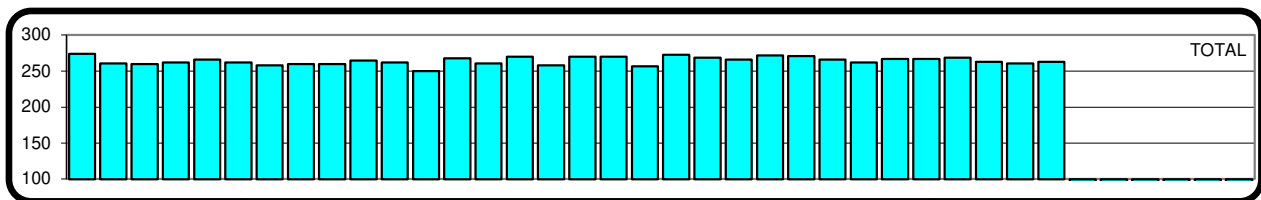
Standard Deviation

Hawkinson, Ken EXPERT Run date 03/25/26
 LE45 High Club 280 M Last Year Average 257.000 0

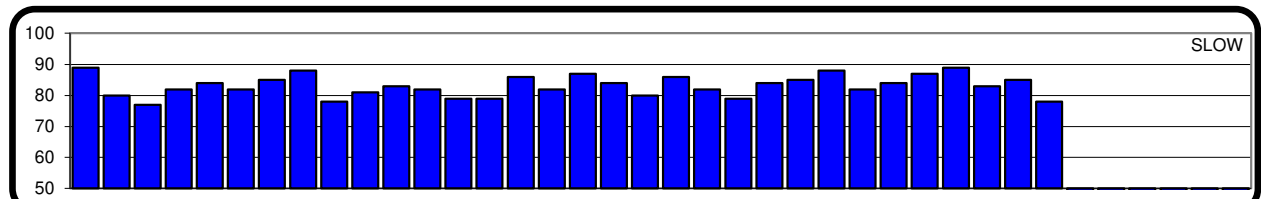
MATCHES:	
Total Scheduled	40
Total Completed	32
Balance Due	8
Drops Allowed	7
Above average	16
Below average	16
At Home Range	17
At Away Range	15
Regular Schedule	30
Make up	2
Made Team	18

Actual Over All Average	264.469 ¹¹⁴
Actual Final Average	264.469 ¹¹⁴
Possible Final Average	266.400 ⁹⁵
Makeup Average	266.000
Home Average	264.941
Away Average	263.933
1st 12 Matches	261.667
Cleaned Slow	0
Cleaned Time	0
Cleaned Rapid	0
Cleaned Total	0

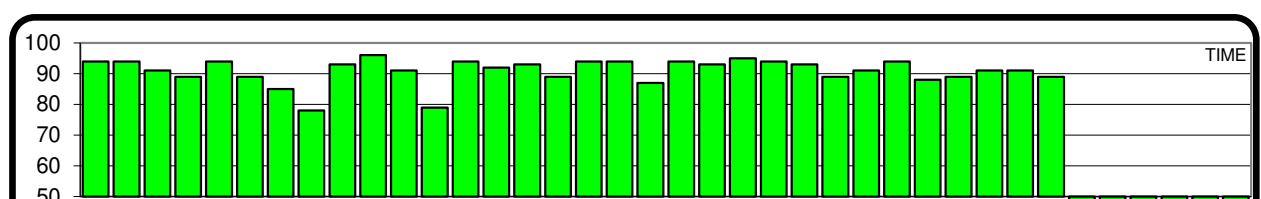
Top 3 - Scores	
First	274 ⁴
Second	273 ³
Third	272 ⁶
Highest Slow	89
Highest Time	96
Highest Rapid	96
Highest Possible	281
% Tot Scores Above Ave.	50.0%
% Time vs. Rapid	53.1%
% Made Team	56.3%



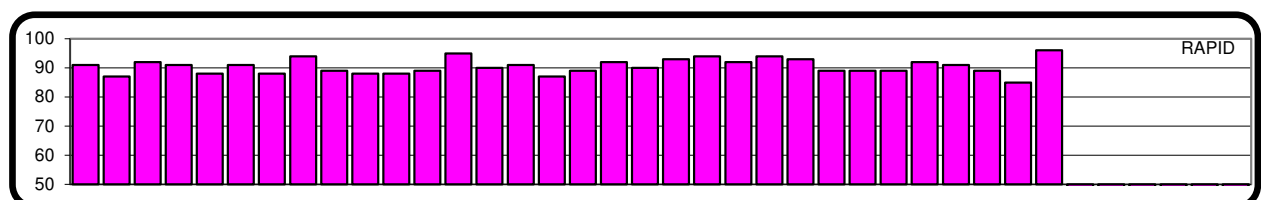
Actual Over All Average 264.469



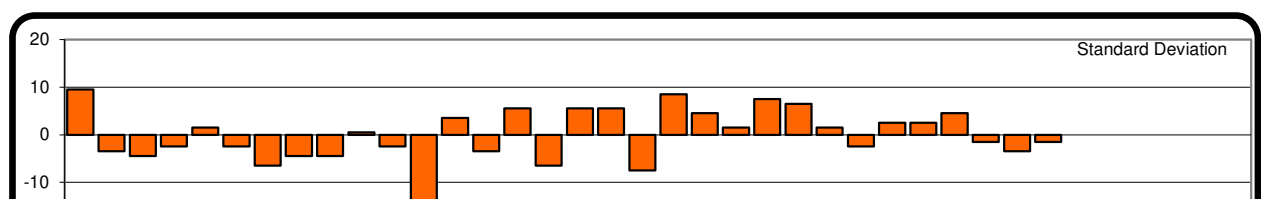
Average SLOW 83.125



Average TIME 90.844



Average RAPID 90.5



Standard Deviation

Jenkins, Russ MASTER Run date 03/25/26
 LE49 High Club 290 M Last Year Average DNQ 0

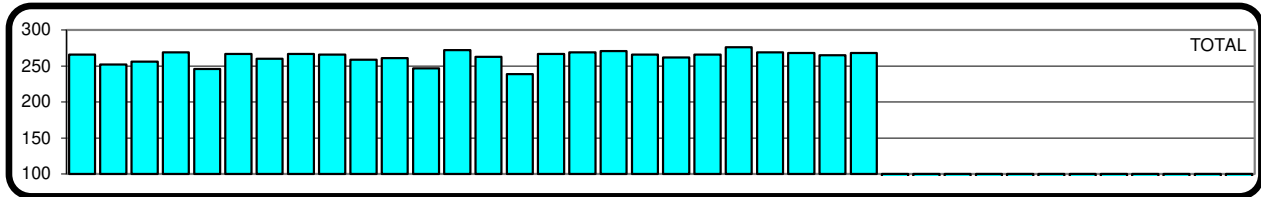
MATCHES:

Total Scheduled	40
Total Completed	26
Balance Due	14
Drops Allowed	7
Above average	17
Below average	9
At Home Range	14
At Away Range	12
Regular Schedule	26
Make up	0
Made Team	21

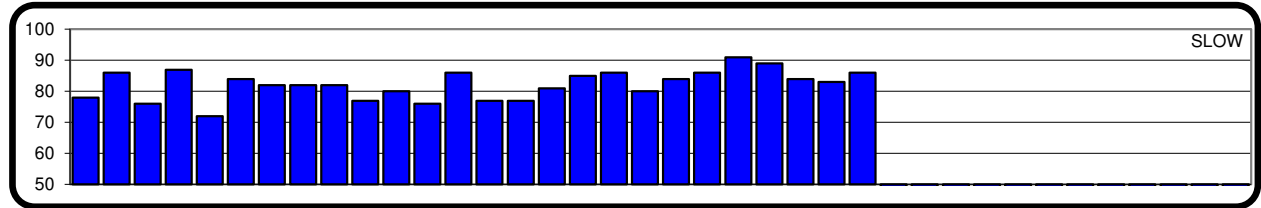
Actual Over All Average	262.962 ⁸⁰
Actual Final Average	262.962 ⁸⁰
Possible Final Average	267.263 ⁶¹
Makeup Average	None
Home Average	264.214
Away Average	261.500
1st 12 Matches	259.667
Cleaned Slow	0
Cleaned Time	0
Cleaned Rapid	0
Cleaned Total	0

Top 3 - Scores

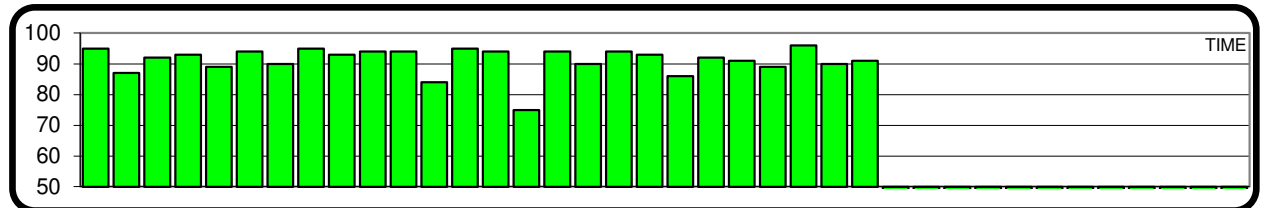
First	276 ⁶
Second	272 ⁵
Third	271 ⁶
Highest Slow	91
Highest Time	96
Highest Rapid	94
Highest Possible	281
% Tot Scores Above Ave.	65.4%
% Time vs. Rapid	65.4%
% Made Team	80.8%



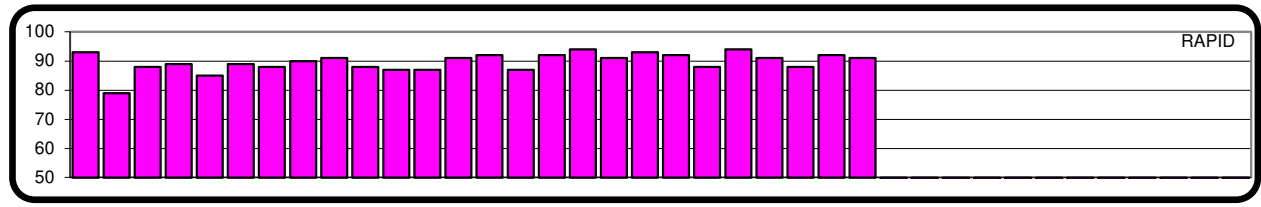
Actual Over All Average 262.962



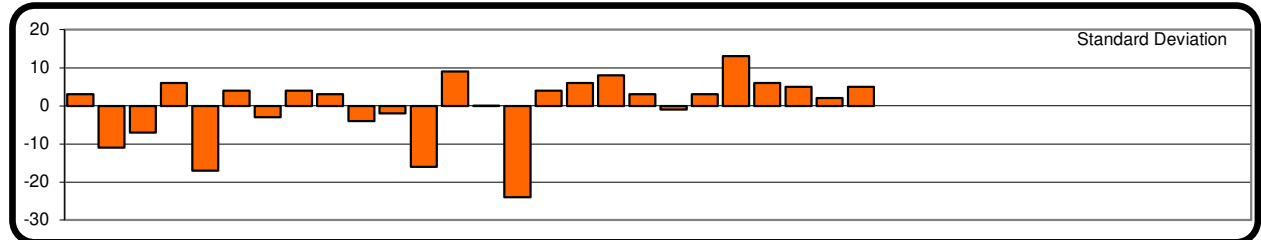
Average SLOW 82.192



Average TIME 91.154



Average RAPID 89.6153846



Standard Deviation

Kustra, Doug MASTER Run date 03/25/26
 LE54 High Club 280 M Last Year Average DNQ 0

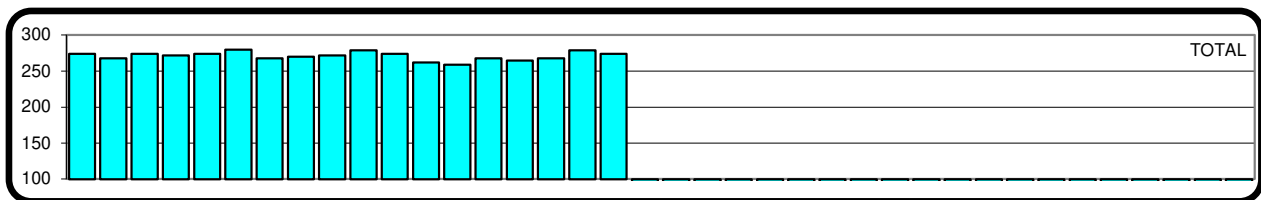
MATCHES:

Total Scheduled	40
Total Completed	18
Balance Due	22
Drops Allowed	7
Above average	10
Below average	8
At Home Range	8
At Away Range	10
Regular Schedule	18
Make up	0
Made Team	17

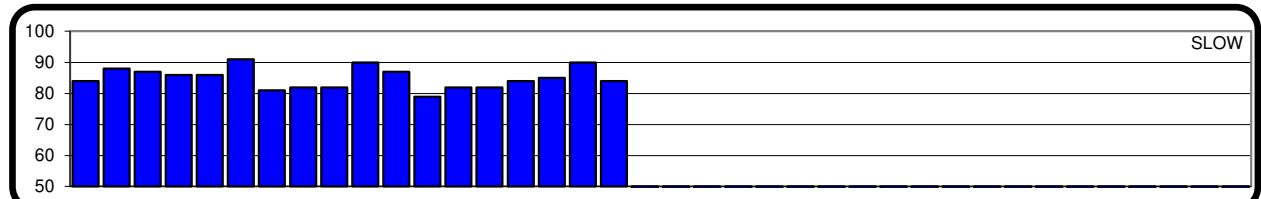
Actual Over All Average	271.111 ⁸⁴
Actual Final Average	271.111 ⁸⁴
Possible Final Average	274.727 ⁵⁸
Makeup Average	None
Home Average	271.625
Away Average	270.700
1st 12 Matches	272.250
Cleaned Slow	0
Cleaned Time	0
Cleaned Rapid	0
Cleaned Total	0

Top 3 - Scores

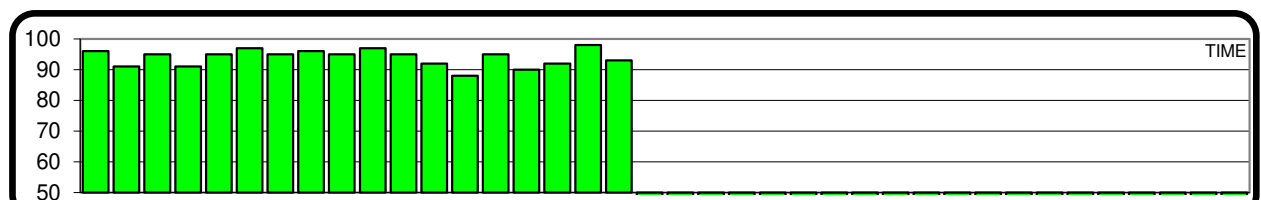
First	280 ⁸
Second	279 ⁹
Third	279 ⁷
Highest Slow	91
Highest Time	98
Highest Rapid	97
Highest Possible	286
% Tot Scores Above Ave.	55.6%
% Time vs. Rapid	72.2%
% Made Team	94.4%



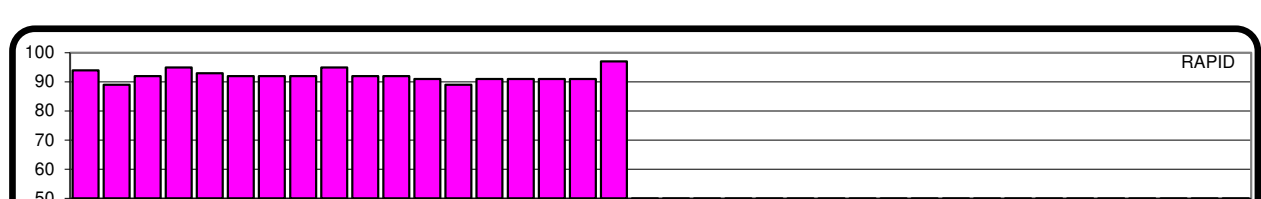
Actual Over All Average 271.111



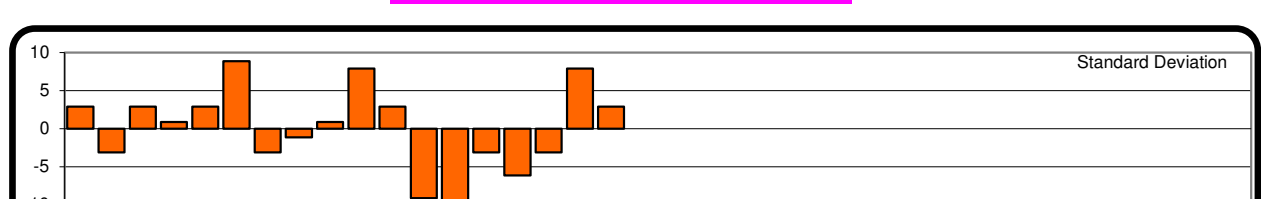
Average SLOW 85.000



Average TIME 93.944



Average RAPID 92.166667




Standard Deviation

Magyar, Dan PRO-MARKSMAN Run date 03/25/26
 LE60 M Last Year Average DNQ 0


MATCHES:	
Total Scheduled	40
Total Completed	8
Balance Due	32
Drops Allowed	7
Above average	5
Below average	3
At Home Range	4
At Away Range	4
Regular Schedule	8
Make up	0
Made Team	0

Actual Over All Average	151.125 ¹
Actual Final Average	151.125 ¹
Possible Final Average	181.000 ¹
Makeup Average	None
Home Average	142.500
Away Average	159.750
1st 12 Matches	None
Cleaned Slow	0
Cleaned Time	0
Cleaned Rapid	0
Cleaned Total	0


Top 3 - Scores	
First	181 ¹
Second	171 ⁰
Third	162 ⁰
Highest Slow	66
Highest Time	75
Highest Rapid	70
Highest Possible	211
% Tot Scores Above Ave.	62.5%
% Time vs. Rapid	62.5%
% Made Team	0.0%




Actual Over All Average 151.125




Average SLOW 50.125



Average TIME 51.875



Average RAPID 49.125



Standard Deviation

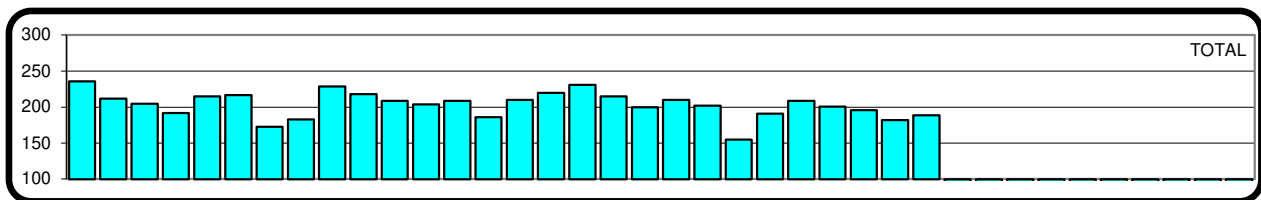
Miller, O'Dell PRO-MARKSMAN Run date 03/25/26
 LE66 High Club 280 M Last Year Average 192.355 0

MATCHES:

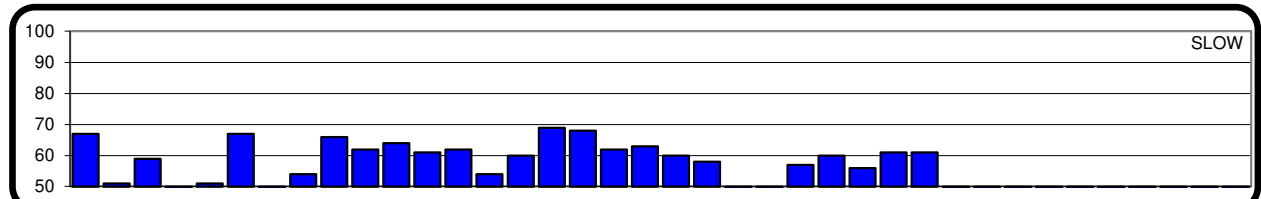
Total Scheduled	40
Total Completed	28
Balance Due	12
Drops Allowed	7
Above average	16
Below average	12
At Home Range	16
At Away Range	12
Regular Schedule	28
Make up	0
Made Team	0

Actual Over All Average	203.536 ²⁷
Actual Final Average	203.536 ²⁷
Possible Final Average	211.429 ²²
Makeup Average	None
Home Average	204.188
Away Average	202.667
1st 12 Matches	207.750
Cleaned Slow	0
Cleaned Time	0
Cleaned Rapid	0
Cleaned Total	0

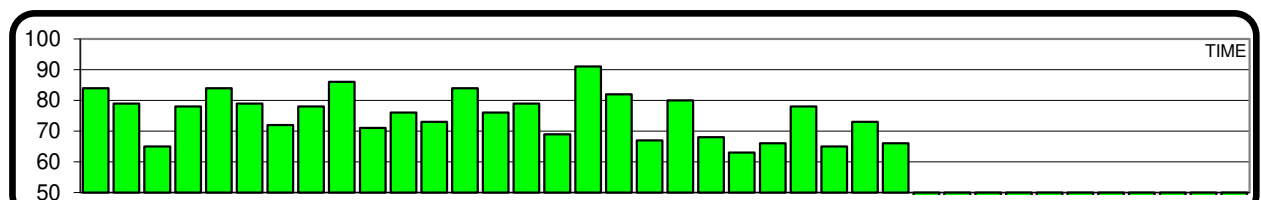
Top 3 - Scores	
First	236 ³
Second	231 ¹
Third	229 ²
Highest Slow	69
Highest Time	91
Highest Rapid	85
Highest Possible	245
% Tot Scores Above Ave.	57.1%
% Time vs. Rapid	64.3%
% Made Team	0.0%



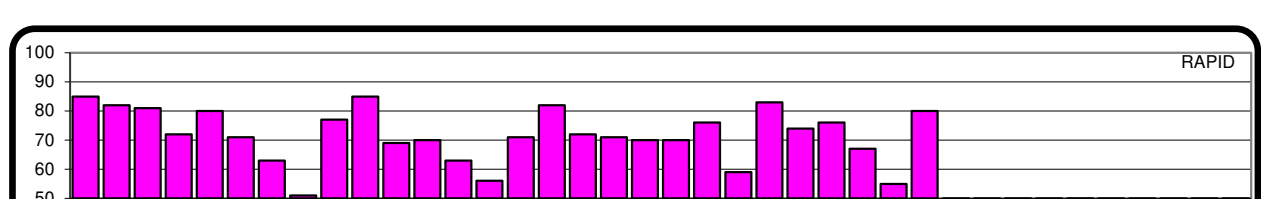
Actual Over All Average 203.536



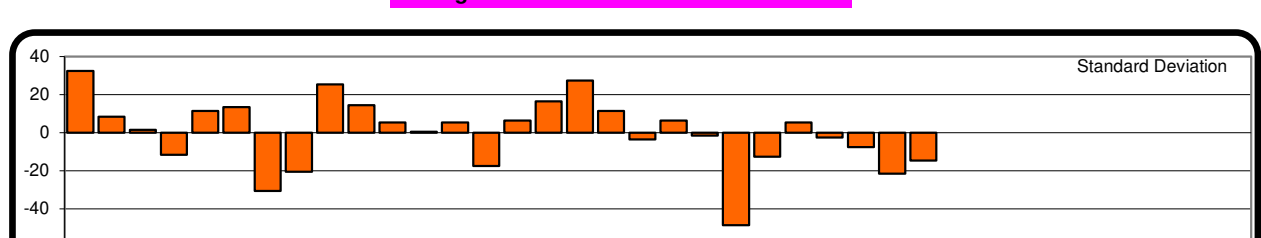
Average SLOW 57.429



Average TIME 74.286



Average RAPID 71.8214286



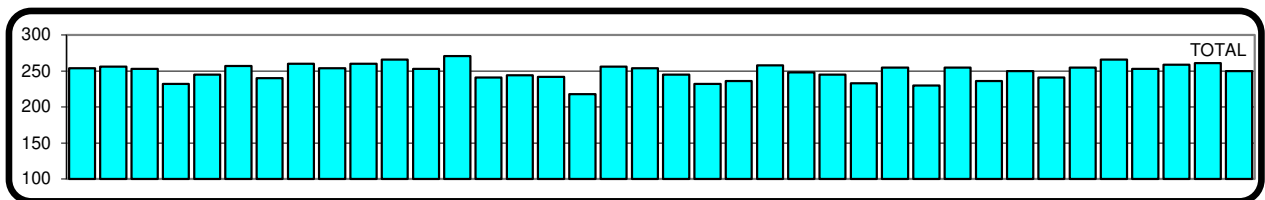
Standard Deviation

Prest, Bill MASTER Run date 03/25/26
 LE68 High Club 290 M Last Year Average DNQ 0

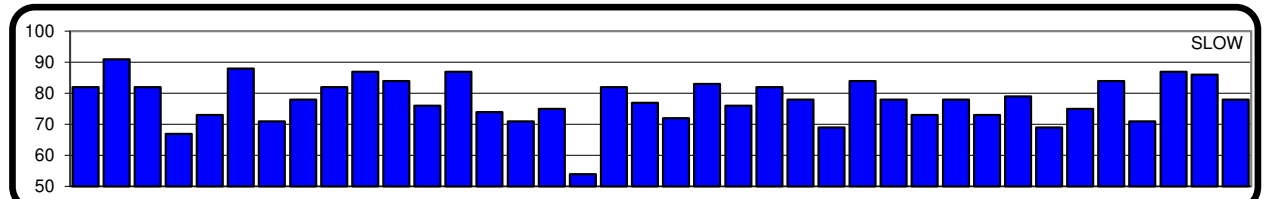
MATCHES:	
Total Scheduled	40
Total Completed	40
Balance Due	0
Drops Allowed	7
Above average	23
Below average	17
At Home Range	19
At Away Range	18
Regular Schedule	32
Make up	8
Made Team	6

Actual Over All Average	249.400 ⁸⁶
Actual Final Average	253.303 ⁷⁷
Possible Final Average	253.303 ⁷⁷
Makeup Average	253.750
Home Average	249.053
Away Average	248.944
1st 12 Matches	252.500
Cleaned Slow	0
Cleaned Time	0
Cleaned Rapid	0
Cleaned Total	0

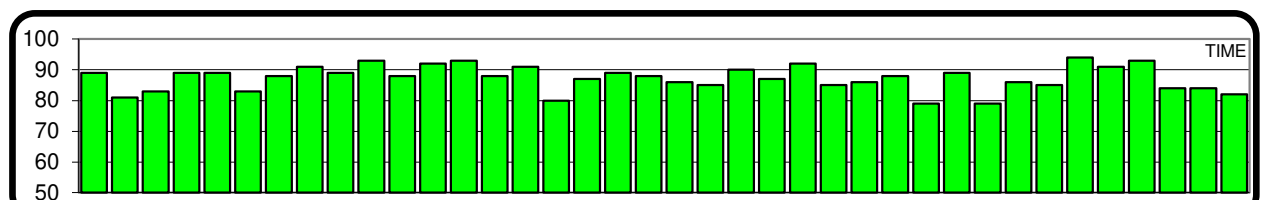
Top 3 - Scores	
First	271 ⁴
Second	266 ⁵
Third	266 ³
Highest Slow	91
Highest Time	94
Highest Rapid	94
Highest Possible	279
% Tot Scores Above Ave.	57.5%
% Time vs. Rapid	57.5%
% Made Team	15.0%



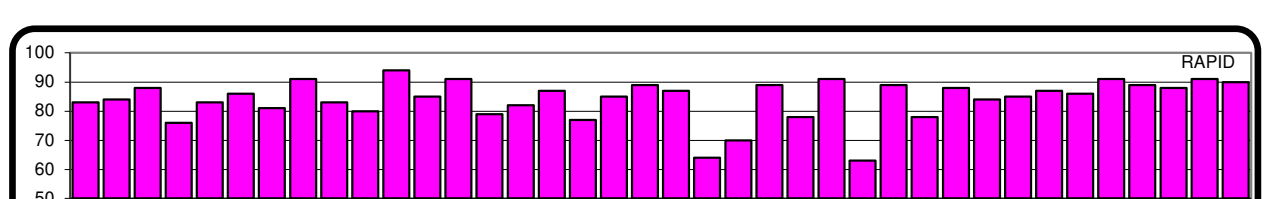
Actual Over All Average 249.400



Average SLOW 77.675



Average TIME 87.475



Average RAPID 84.25




Standard Deviation

Rust, Ron PRO-MARKSMAN Run date 03/25/26
 LE79 M Last Year Average 185.074 0


MATCHES:	
Total Scheduled	40
Total Completed	14
Balance Due	26
Drops Allowed	7
Above average	6
Below average	8
At Home Range	8
At Away Range	6
Regular Schedule	14
Make up	0
Made Team	0

Actual Over All Average	205.500 ¹⁰
Actual Final Average	205.500 ¹⁰
Possible Final Average	217.286 ⁶
Makeup Average	None
Home Average	211.375
Away Average	197.667
1st 12 Matches	204.500
Cleaned Slow	0
Cleaned Time	0
Cleaned Rapid	0
Cleaned Total	0

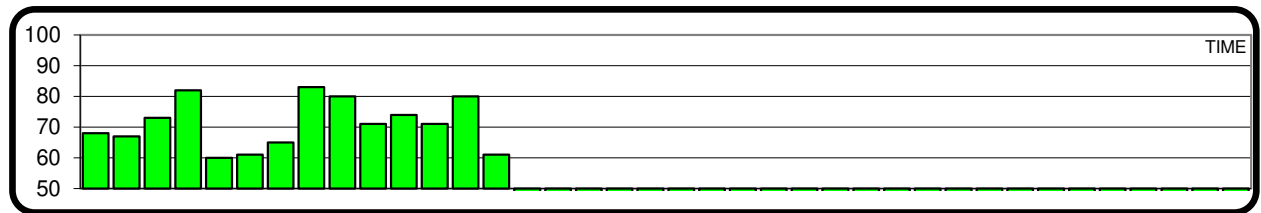
Top 3 - Scores	
First	233 ²
Second	223 ¹
Third	219 ¹
Highest Slow	82
Highest Time	83
Highest Rapid	84
Highest Possible	249
% Tot Scores Above Ave.	42.9%
% Time vs. Rapid	42.9%
% Made Team	0.0%



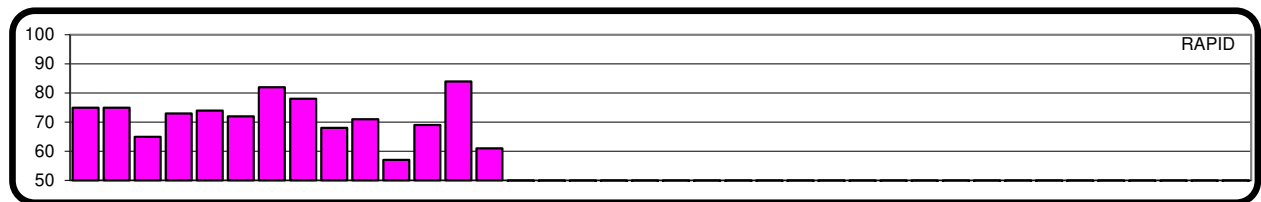
Actual Over All Average 205.500




Average SLOW 62.643



Average TIME 71.143



Average RAPID 71.7142857



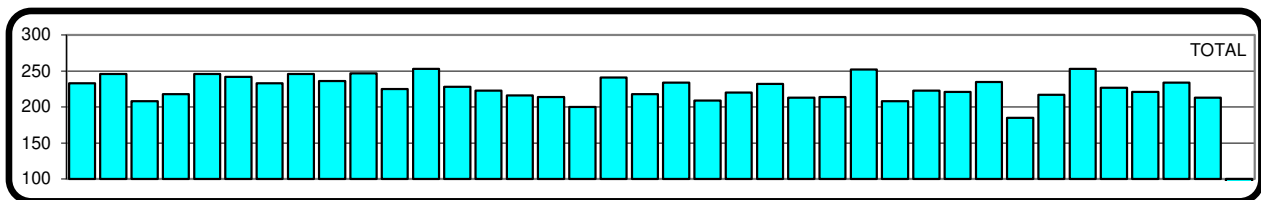
Standard Deviation

Shaw, Bob MARKSMAN Run date 03/25/26
 LE87 High Club 280 M Last Year Average 236.367 0

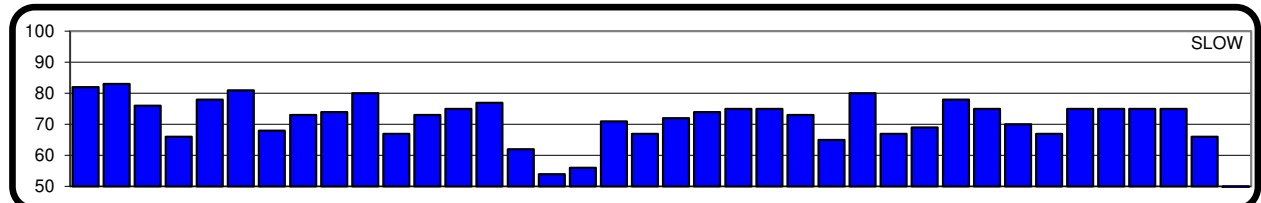
MATCHES:	
Total Scheduled	40
Total Completed	37
Balance Due	3
Drops Allowed	7
Above average	18
Below average	19
At Home Range	17
At Away Range	20
Regular Schedule	36
Make up	1
Made Team	1

Actual Over All Average	226.595 ⁶⁹
Actual Final Average	229.788 ⁶⁶
Possible Final Average	231.600 ⁶²
Makeup Average	253.000
Home Average	221.647
Away Average	230.800
1st 12 Matches	236.083
Cleaned Slow	0
Cleaned Time	0
Cleaned Rapid	0
Cleaned Total	0

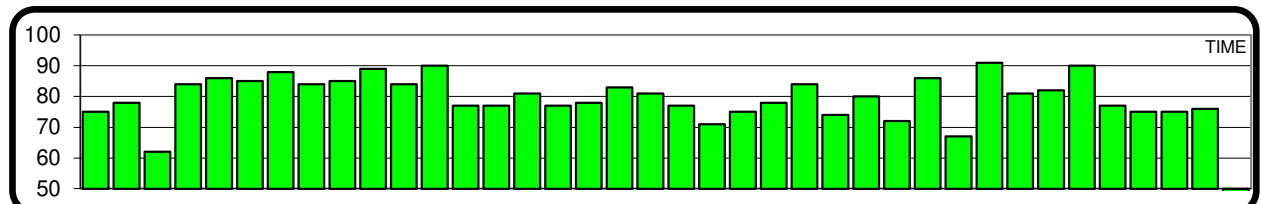
Top 3 - Scores	
First	253 ⁸
Second	253 ⁴
Third	252 ²
Highest Slow	83
Highest Time	91
Highest Rapid	92
Highest Possible	266
% Tot Scores Above Ave.	48.6%
% Time vs. Rapid	64.9%
% Made Team	2.7%



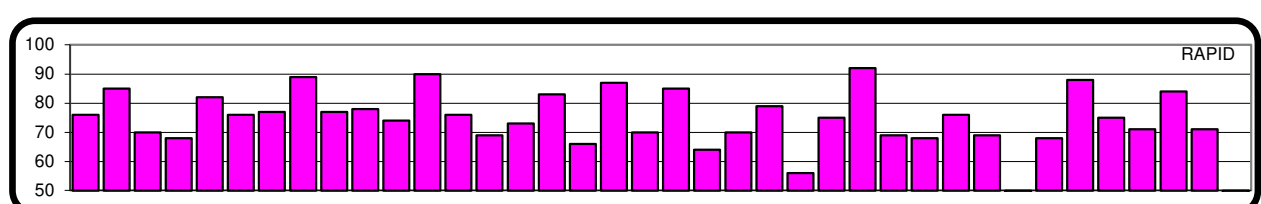
Actual Over All Average 226.595



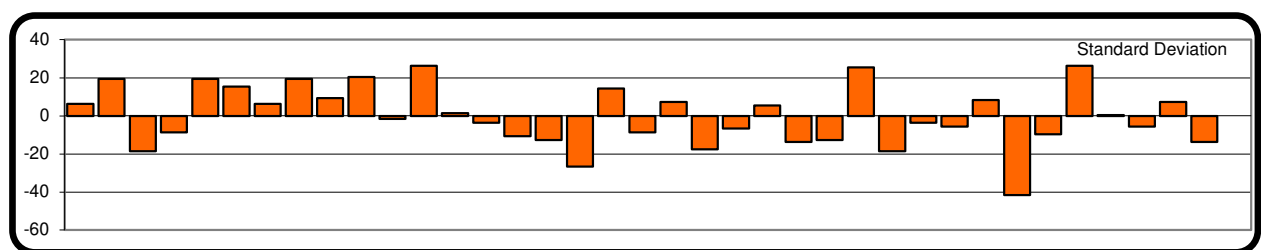
Average SLOW 72.135



Average TIME 79.865



Average RAPID 74.5945946



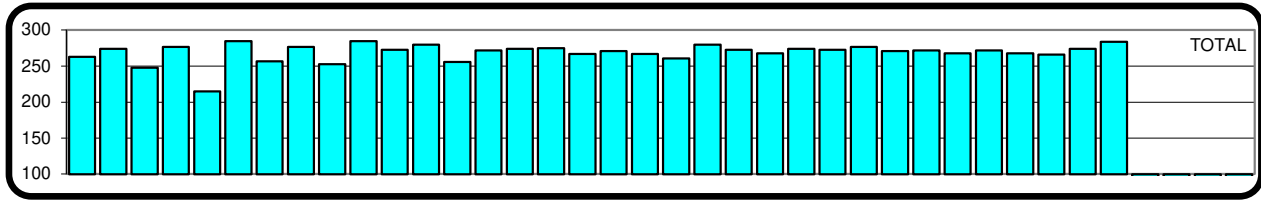
Standard Deviation

Shaw, Robert EXPERT Run date 03/25/26
 LE89 High Club 280 M Last Year Average 264.000 0

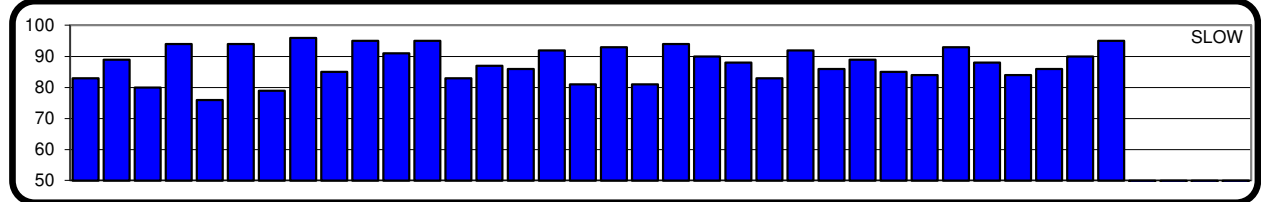
MATCHES:	
Total Scheduled	40
Total Completed	34
Balance Due	6
Drops Allowed	7
Above average	21
Below average	13
At Home Range	17
At Away Range	17
Regular Schedule	32
Make up	2
Made Team	27

Actual Over All Average	269.118 ¹²⁰
Actual Final Average	270.758 ¹¹⁷
Possible Final Average	273.963 ¹⁰¹
Makeup Average	270.000
Home Average	270.588
Away Average	267.647
1st 12 Matches	265.583
Cleaned Slow	0
Cleaned Time	0
Cleaned Rapid	0
Cleaned Total	0

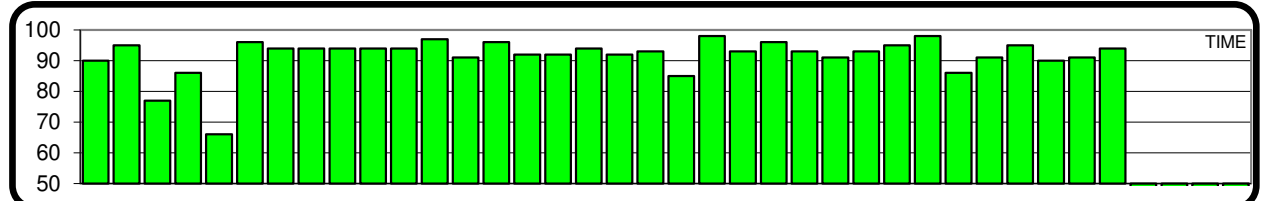
Top 3 - Scores	
First	285 ⁹
Second	285 ⁶
Third	284 ⁶
Highest Slow	96
Highest Time	98
Highest Rapid	97
Highest Possible	291
% Tot Scores Above Ave.	61.8%
% Time vs. Rapid	58.8%
% Made Team	79.4%



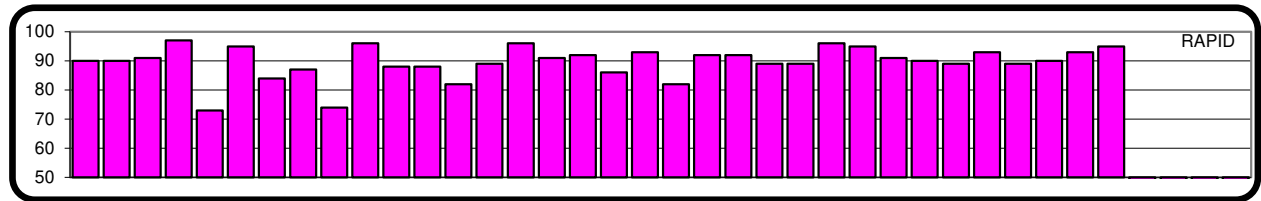
Actual Over All Average 269.118



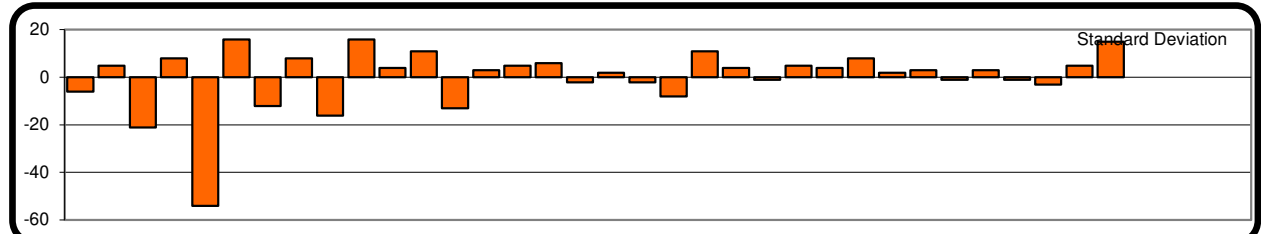
Average SLOW 87.853



Average TIME 91.647



Average RAPID 89.6176471



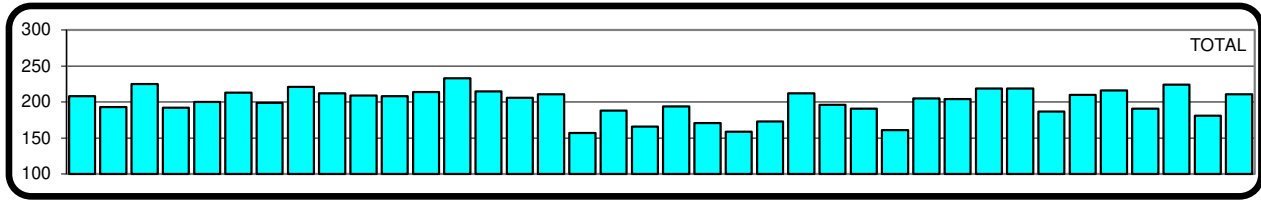
Standard Deviation

Bernosky, Brian MARKSMAN Run date 03/25/26
 NO03 M Last Year Average 220.424 0

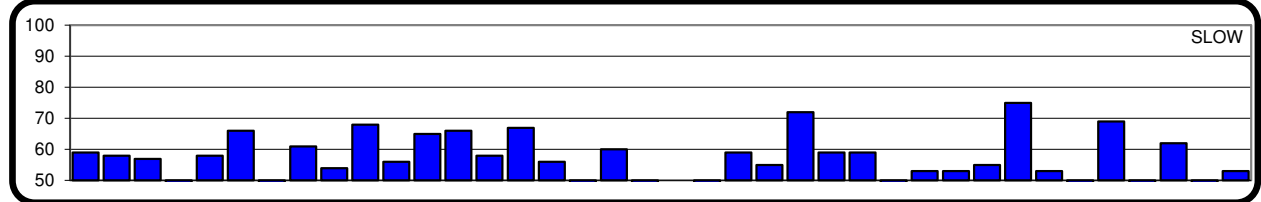
MATCHES:	
Total Scheduled	40
Total Completed	38
Balance Due	2
Drops Allowed	7
Above average	22
Below average	16
At Home Range	22
At Away Range	16
Regular Schedule	36
Make up	2
Made Team	1

Actual Over All Average	199.842 ³²
Actual Final Average	205.455 ³⁰
Possible Final Average	207.290 ²⁸
Makeup Average	203.000
Home Average	200.955
Away Average	198.313
1st 12 Matches	207.833
Cleaned Slow	0
Cleaned Time	0
Cleaned Rapid	0
Cleaned Total	0

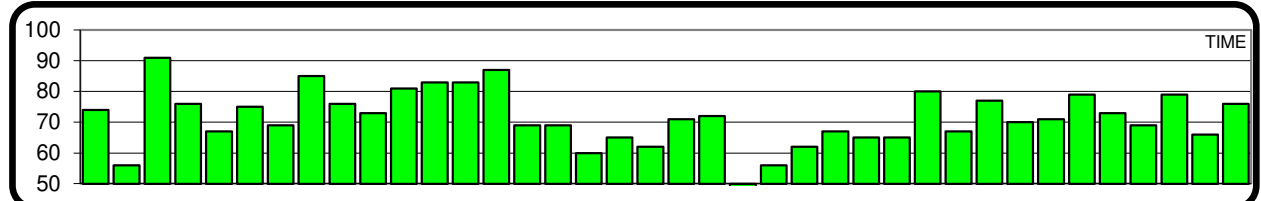
Top 3 - Scores	
First	233 ⁰
Second	225 ⁰
Third	224 ³
Highest Slow	75
Highest Time	91
Highest Rapid	87
Highest Possible	253
% Tot Scores Above Ave.	57.9%
% Time vs. Rapid	34.2%
% Made Team	2.6%



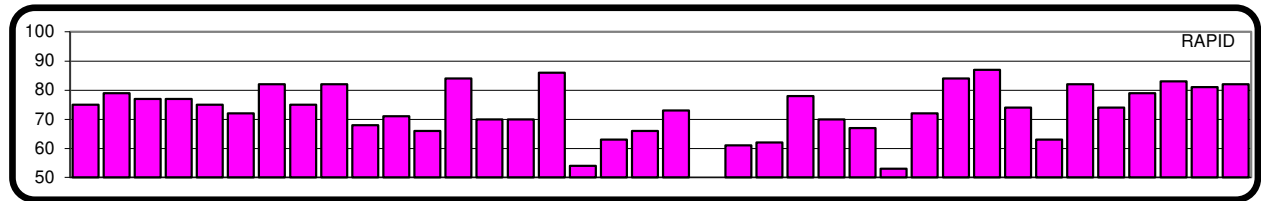
Actual Over All Average 199.842



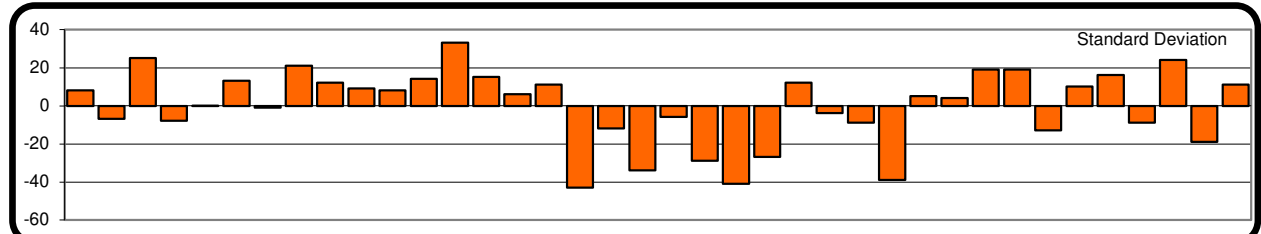
Average SLOW 55.842



Average TIME 71.184



Average RAPID 72.8157895



Standard Deviation

Coffee, Fred

SHARPSHOOTER

Run date 03/25/26

NO06

M

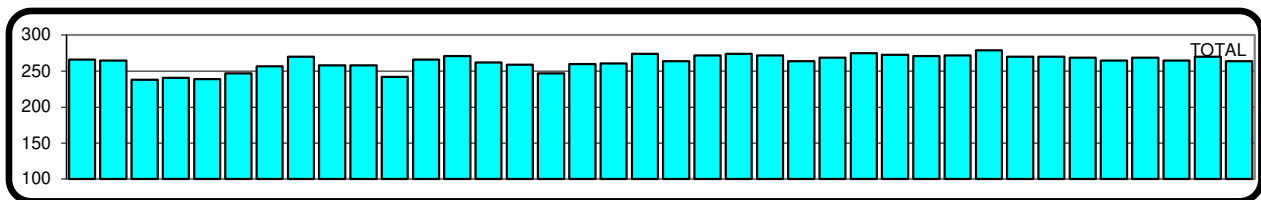
Last Year Average

0.000 0

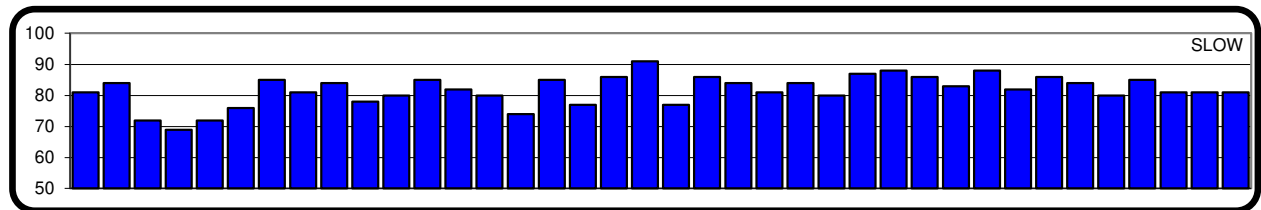
MATCHES:	
Total Scheduled	40
Total Completed	40
Balance Due	0
Drops Allowed	7
Above average	26
Below average	14
At Home Range	17
At Away Range	21
Regular Schedule	28
Make up	12
Made Team	27

Actual Over All Average	263.300	¹⁴⁸
Actual Final Average	267.303	¹²⁸
Possible Final Average	267.303	¹²⁸
Makeup Average	263.833	
Home Average	265.176	
Away Average	261.571	
1st 12 Matches	253.917	
Cleaned Slow	0	
Cleaned Time	0	
Cleaned Rapid	0	
Cleaned Total	0	

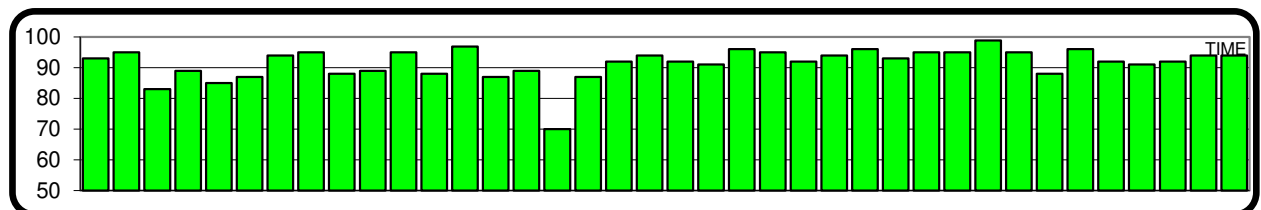
Top 3 - Scores	
First	279 ⁵
Second	275 ⁷
Third	274 ⁶
Highest Slow	91
Highest Time	99
Highest Rapid	96
Highest Possible	286
% Tot Scores Above Ave.	65.0%
% Time vs. Rapid	55.0%
% Made Team	67.5%



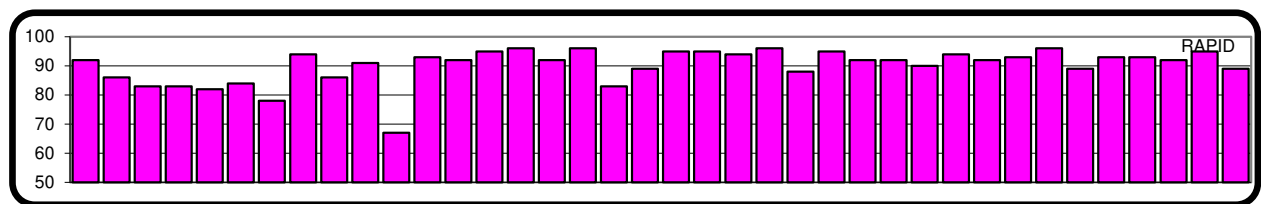
Actual Over All Average 263.300



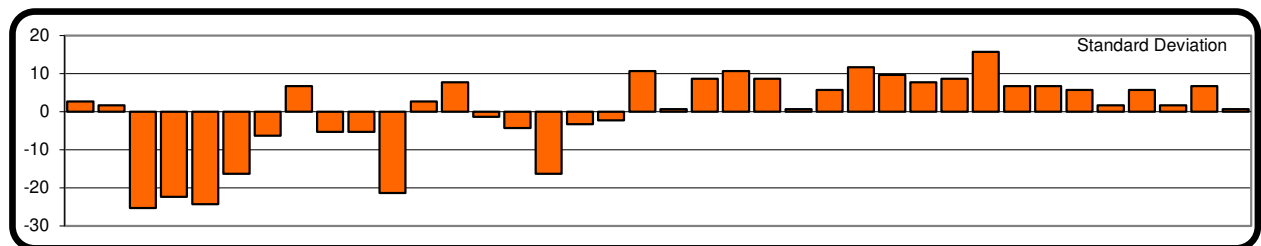
Average SLOW 81.450



Average TIME 91.475



Average RAPID 90.375



Standard Deviation

Iannetti, Anthony

EXPERT

Run date 03/25/26

NO37

M

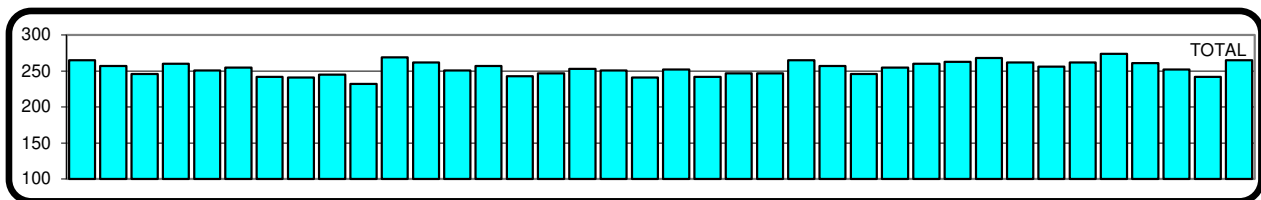
Last Year Average

0.000 0

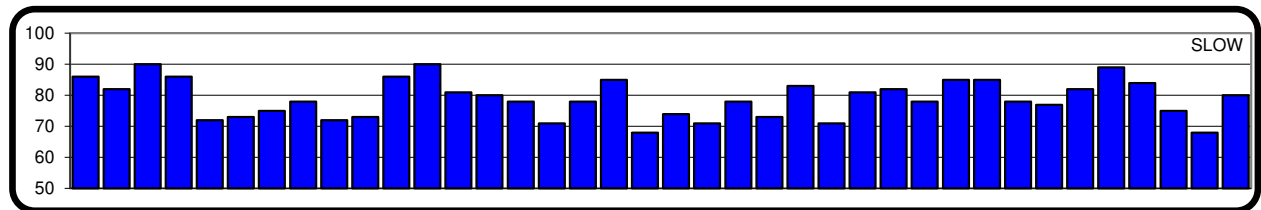
MATCHES:	
Total Scheduled	40
Total Completed	39
Balance Due	1
Drops Allowed	7
Above average	20
Below average	19
At Home Range	18
At Away Range	17
Regular Schedule	34
Make up	5
Made Team	28

Actual Over All Average	253.949 ⁹⁷
Actual Final Average	256.485 ⁸⁵
Possible Final Average	256.906 ⁸⁴
Makeup Average	257.600
Home Average	254.278
Away Average	252.882
1st 12 Matches	252.083
Cleaned Slow	0
Cleaned Time	0
Cleaned Rapid	0
Cleaned Total	0

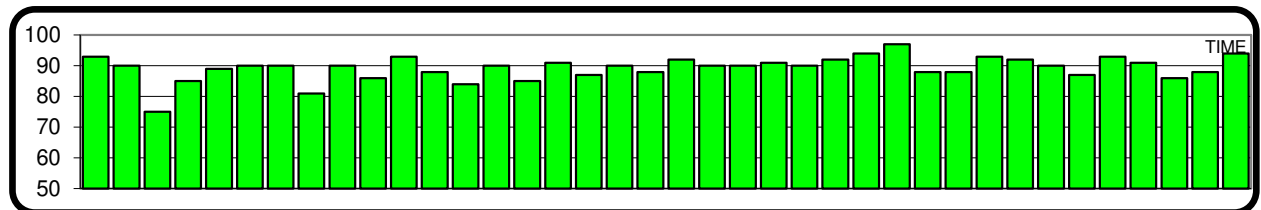
Top 3 - Scores	
First	274 ⁵
Second	269 ⁴
Third	268 ³
Highest Slow	90
Highest Time	97
Highest Rapid	94
Highest Possible	281
% Tot Scores Above Ave.	51.3%
% Time vs. Rapid	64.1%
% Made Team	71.8%



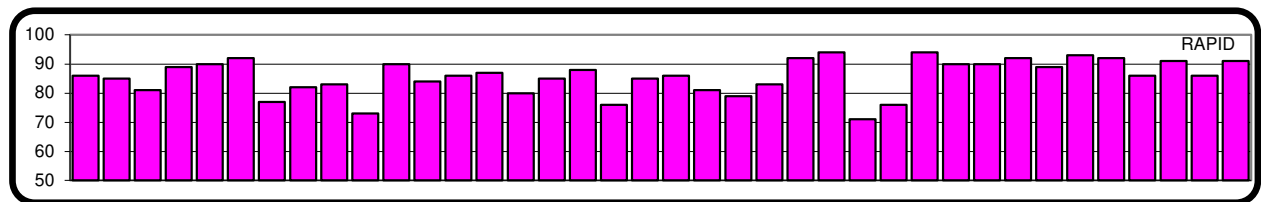
Actual Over All Average 253.949



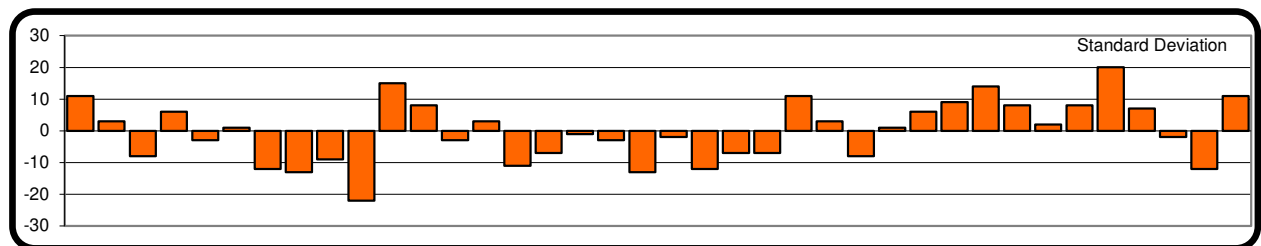
Average SLOW 78.897



Average TIME 89.282



Average RAPID 85.7692308



Standard Deviation

Karapandzic, Dan

EXPERT

Run date 03/25/26

NO53 High Club 290

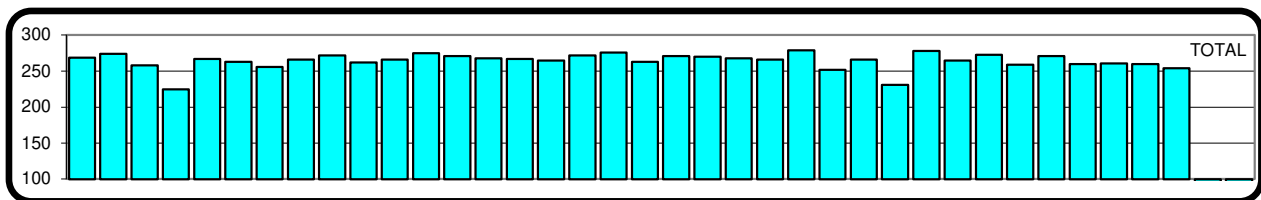
M

Last Year Average 270.636 0

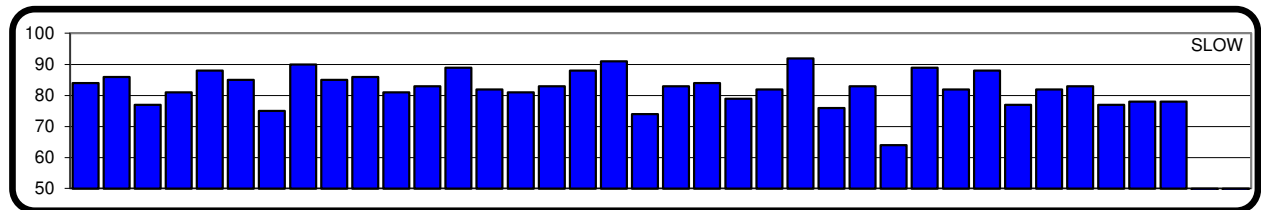
MATCHES:	
Total Scheduled	40
Total Completed	36
Balance Due	4
Drops Allowed	7
Above average	23
Below average	13
At Home Range	16
At Away Range	20
Regular Schedule	36
Make up	0
Made Team	34

Actual Over All Average	264.417 ¹²⁰
Actual Final Average	267.000 ¹¹²
Possible Final Average	268.414 ¹⁰⁰
Makeup Average	None
Home Average	264.438
Away Average	264.400
1st 12 Matches	262.750
Cleaned Slow	0
Cleaned Time	0
Cleaned Rapid	0
Cleaned Total	0

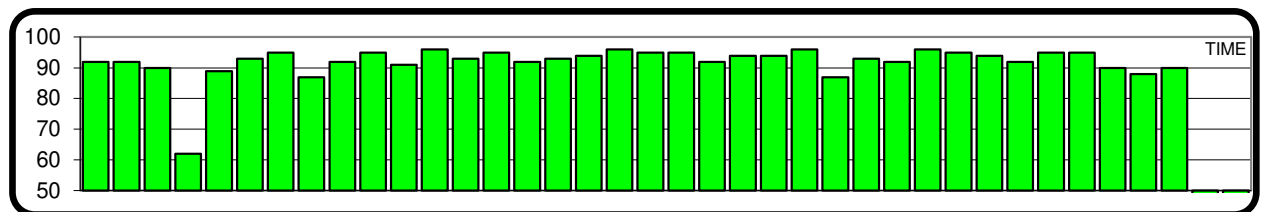
Top 3 - Scores	
First	279 ¹
Second	278 ⁶
Third	276 ³
Highest Slow	92
Highest Time	96
Highest Rapid	96
Highest Possible	284
% Tot Scores Above Ave.	63.9%
% Time vs. Rapid	58.3%
% Made Team	94.4%



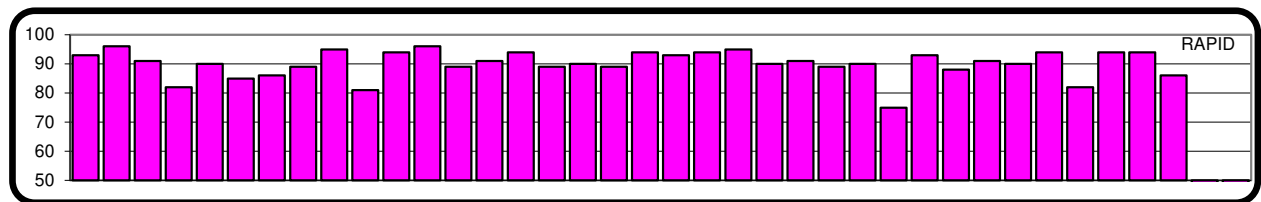
Actual Over All Average 264.417



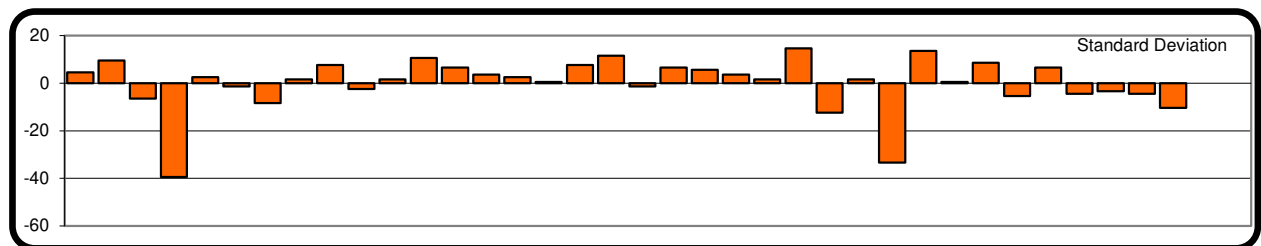
Average SLOW 82.389



Average TIME 91.944



Average RAPID 90.0833333



Standard Deviation

Lazorik, John

SHARPSHOOTER

Run date 03/25/26

NO61

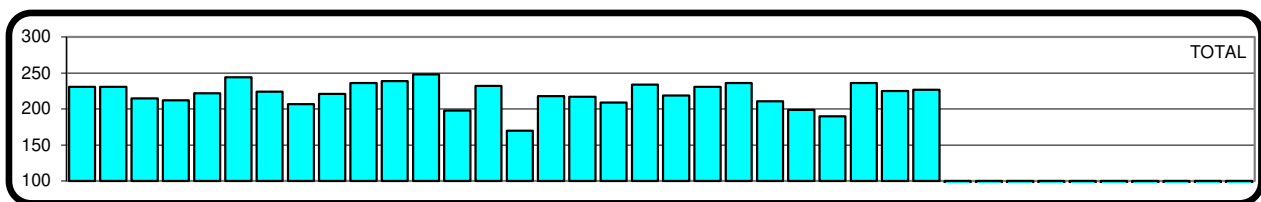
M

Last Year Average 247.606 0

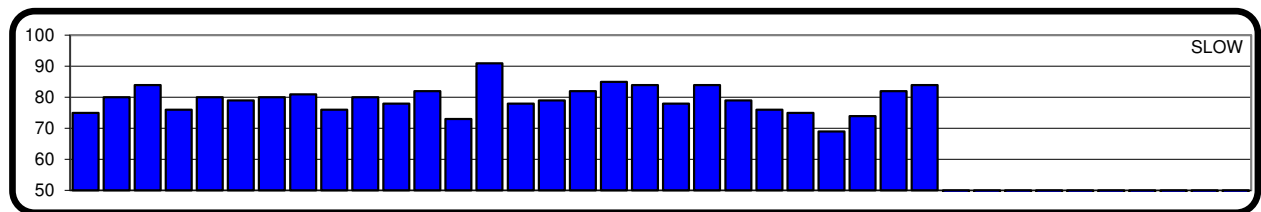
MATCHES:	
Total Scheduled	40
Total Completed	28
Balance Due	12
Drops Allowed	7
Above average	16
Below average	12
At Home Range	14
At Away Range	14
Regular Schedule	28
Make up	0
Made Team	0

Actual Over All Average	220.786 ³⁰
Actual Final Average	220.786 ³⁰
Possible Final Average	228.476 ²⁶
Makeup Average	None
Home Average	227.929
Away Average	213.643
1st 12 Matches	227.500
Cleaned Slow	0
Cleaned Time	0
Cleaned Rapid	0
Cleaned Total	0

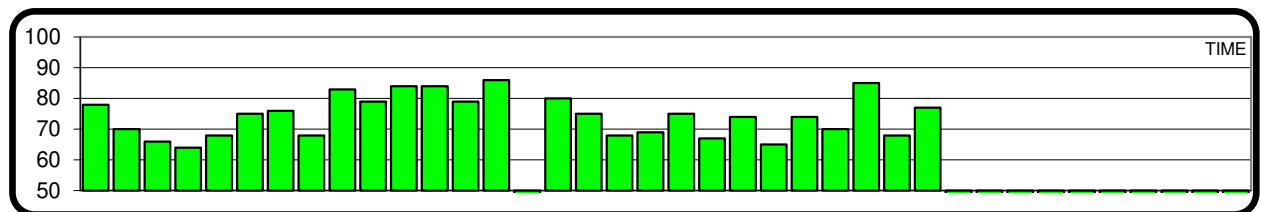
Top 3 - Scores	
First	248 ²
Second	244 ²
Third	239 ¹
Highest Slow	91
Highest Time	86
Highest Rapid	90
Highest Possible	267
% Tot Scores Above Ave.	57.1%
% Time vs. Rapid	64.3%
% Made Team	0.0%



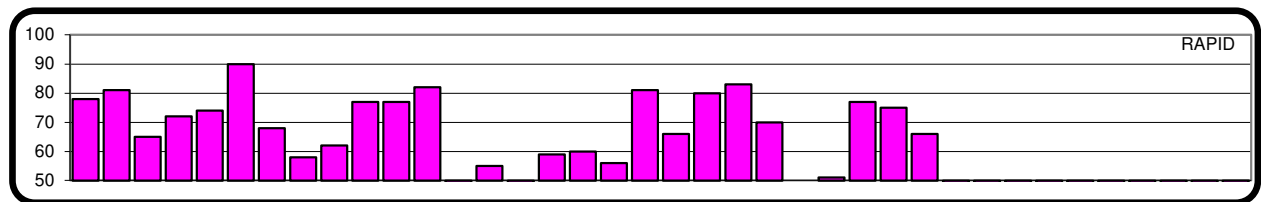
Actual Over All Average 220.786



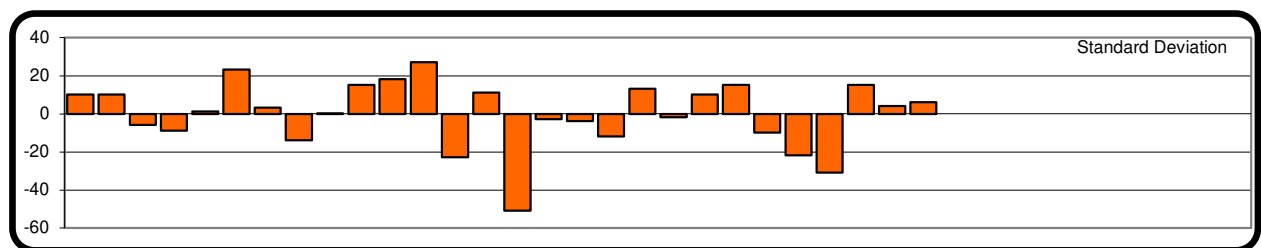
Average SLOW 79.429



Average TIME 73.393



Average RAPID 67.9642857



Standard Deviation

Lisy IV, Tom

SHARPSHOOTER

Run date 03/25/26

NO58

M


Last Year Average

DNQ 0


MATCHES:	
Total Scheduled	40
Total Completed	10
Balance Due	30
Drops Allowed	7
Above average	6
Below average	4
At Home Range	6
At Away Range	4
Regular Schedule	10
Make up	0
Made Team	6

Actual Over All Average	247.100 ¹⁵
Actual Final Average	247.100 ¹⁵
Possible Final Average	259.667 ⁴
Makeup Average	None
Home Average	246.667
Away Average	247.750
1st 12 Matches	None
Cleaned Slow	0
Cleaned Time	0
Cleaned Rapid	0
Cleaned Total	0


Top 3 - Scores	
First	263 ¹
Second	260 ¹
Third	256 ²
Highest Slow	94
Highest Time	92
Highest Rapid	89
Highest Possible	275
% Tot Scores Above Ave.	60.0%
% Time vs. Rapid	60.0%
% Made Team	60.0%



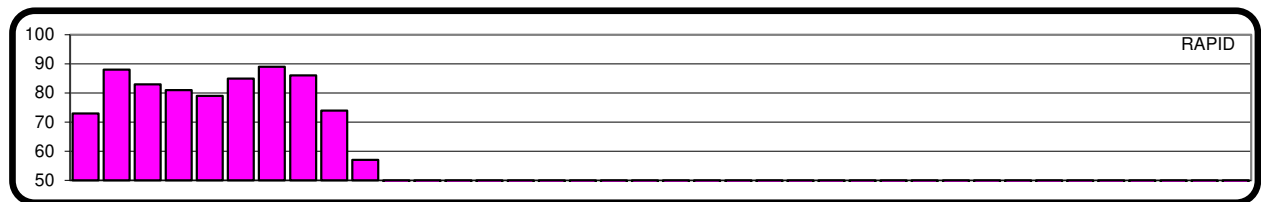
Actual Over All Average 247.100




Average SLOW 83.700



Average TIME 83.900



Average RAPID 79.5



Standard Deviation

Lisy, Tom

EXPERT

Run date 03/25/26

NO57

High Club

280

M

Last Year Average

270.667 0

MATCHES:

Total Scheduled	40
Total Completed	17
Balance Due	23
Drops Allowed	7
Above average	10
Below average	7
At Home Range	13
At Away Range	4
Regular Schedule	16
Make up	1
Made Team	15

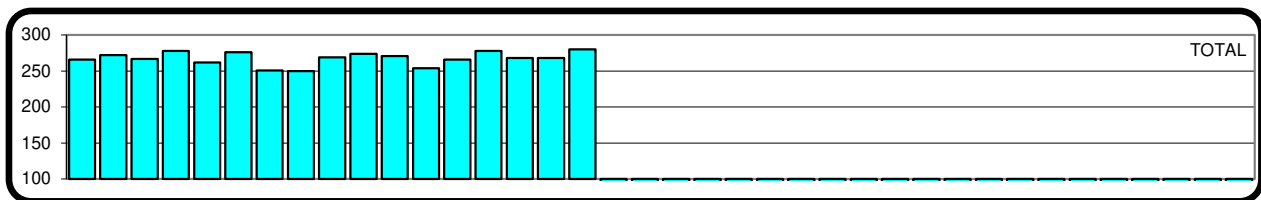
Actual Over All Average	267.647 ⁷¹
Actual Final Average	267.647 ⁷¹
Possible Final Average	273.400 ⁵⁵
Makeup Average	280.000
Home Average	267.846
Away Average	267.000
1st 12 Matches	265.833

Cleaned Slow	0
Cleaned Time	0
Cleaned Rapid	0
Cleaned Total	0

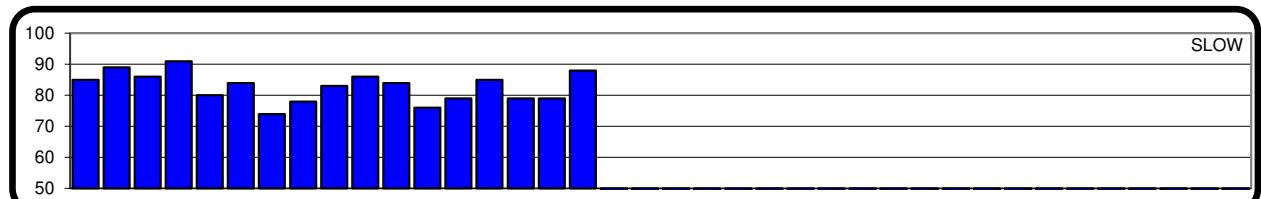
Top 3 - Scores

First	280 ⁹
Second	278 ⁷
Third	278 ⁶
Highest Slow	91
Highest Time	98
Highest Rapid	97
Highest Possible	286

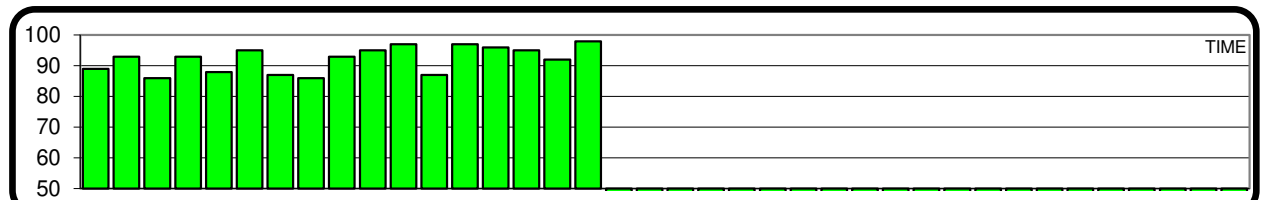
% Tot Scores Above Ave.	58.8%
% Time vs. Rapid	35.3%
% Made Team	88.2%



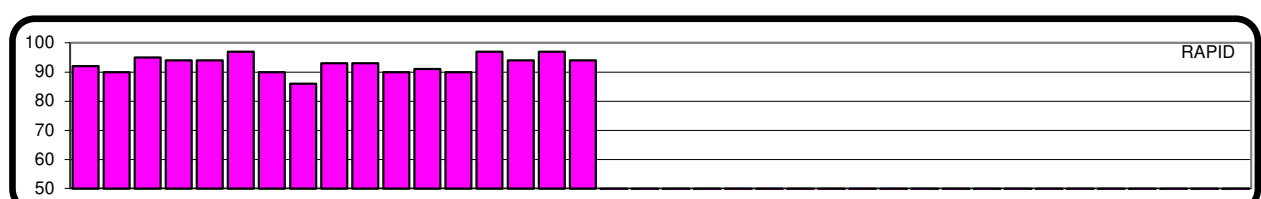
Actual Over All Average 267.647



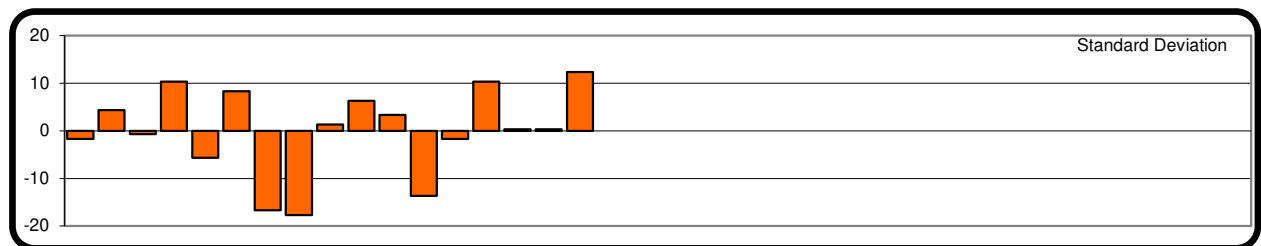
Average SLOW 82.706



Average TIME 92.176



Average RAPID 92.7647059



Standard Deviation

McKeown, Brian

MARKSMAN

Run date 03/25/26

NO60

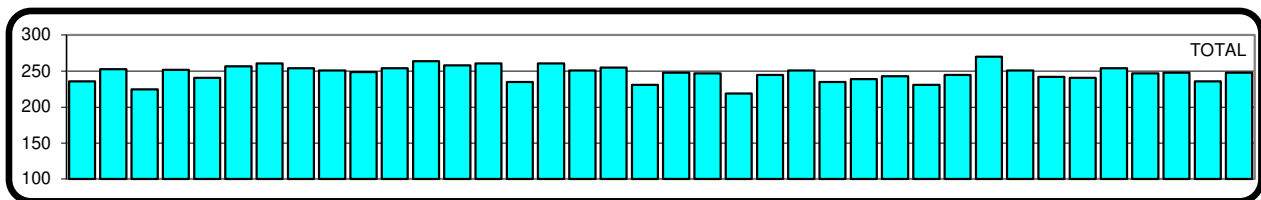
M

Last Year Average 240.394 0

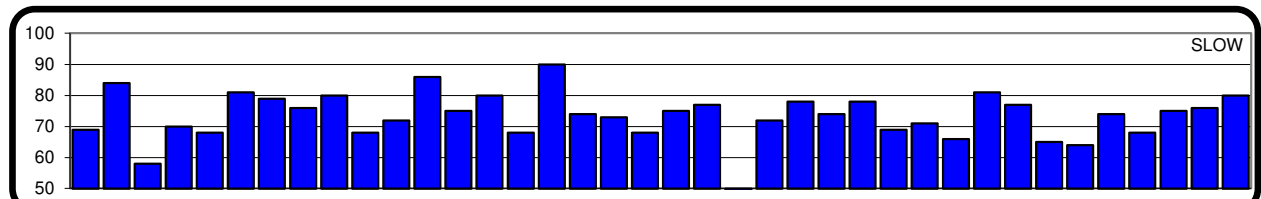
MATCHES:	
Total Scheduled	40
Total Completed	40
Balance Due	0
Drops Allowed	7
Above average	23
Below average	17
At Home Range	20
At Away Range	20
Regular Schedule	40
Make up	0
Made Team	28

Actual Over All Average	247.550 ⁸⁰
Actual Final Average	251.212 ⁶⁸
Possible Final Average	251.212 ⁶⁸
Makeup Average	None
Home Average	250.050
Away Average	245.050
1st 12 Matches	249.750
Cleaned Slow	0
Cleaned Time	0
Cleaned Rapid	0
Cleaned Total	0

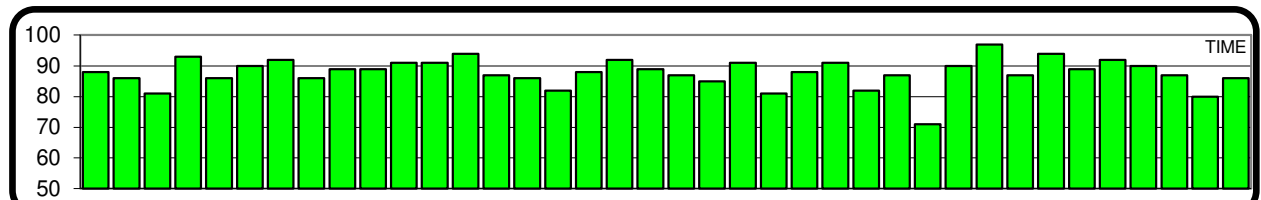
Top 3 - Scores	
First	270 ³
Second	264 ¹
Third	261 ⁶
Highest Slow	90
Highest Time	97
Highest Rapid	94
Highest Possible	281
% Tot Scores Above Ave.	57.5%
% Time vs. Rapid	62.5%
% Made Team	70.0%



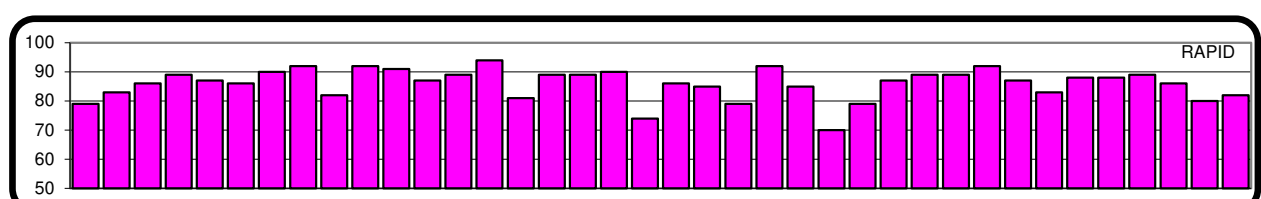
Actual Over All Average 247.550



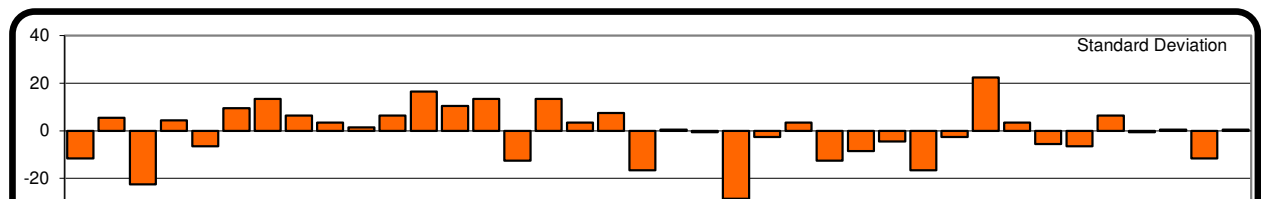
Average SLOW 73.650



Average TIME 87.875



Average RAPID 86.025



Standard Deviation

Ondraka, Carl

MASTER

Run date 03/25/26

NO64 High Club 280

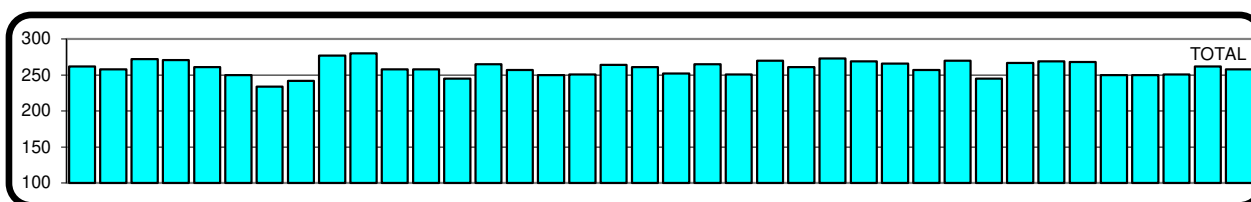
M

Last Year Average 0.000 0

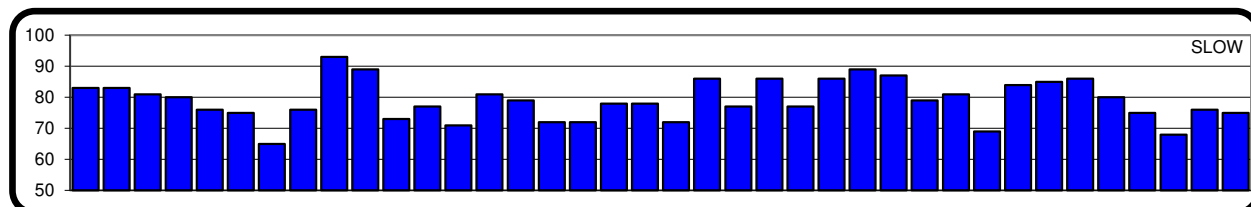
MATCHES:	
Total Scheduled	40
Total Completed	40
Balance Due	0
Drops Allowed	7
Above average	21
Below average	19
At Home Range	20
At Away Range	20
Regular Schedule	38
Make up	2
Made Team	35

Actual Over All Average	259.400 ¹¹⁰
Actual Final Average	262.606 ⁹⁶
Possible Final Average	262.606 ⁹⁶
Makeup Average	254.000
Home Average	260.850
Away Average	257.950
1st 12 Matches	260.250
Cleaned Slow	0
Cleaned Time	0
Cleaned Rapid	0
Cleaned Total	0

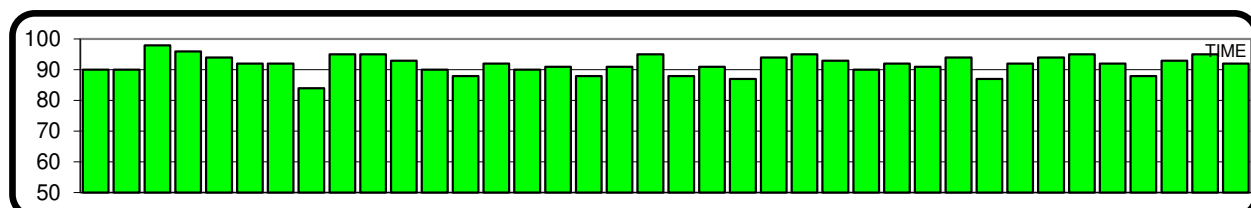
Top 3 - Scores	
First	280 ⁴
Second	277 ⁴
Third	273 ⁵
Highest Slow	93
Highest Time	98
Highest Rapid	96
Highest Possible	287
% Tot Scores Above Ave.	52.5%
% Time vs. Rapid	72.5%
% Made Team	87.5%



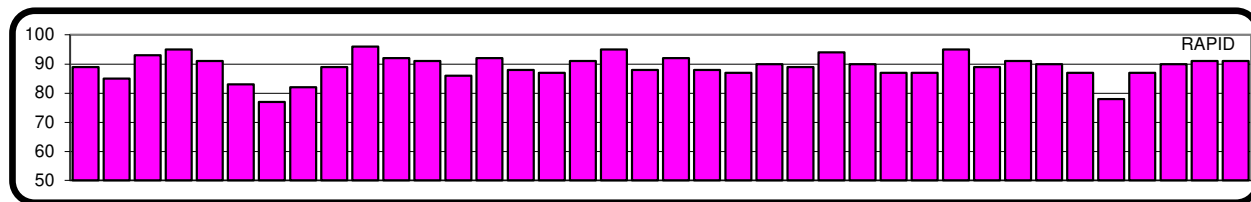
Actual Over All Average 259.400



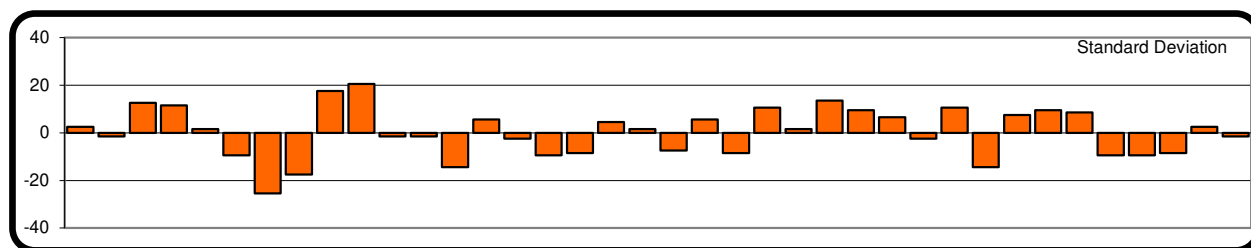
Average SLOW 78.950



Average TIME 91.600



Average RAPID 88.85



Standard Deviation

Piper, Keith

PRO-MARKSMAN

Run date 03/25/26

NO66

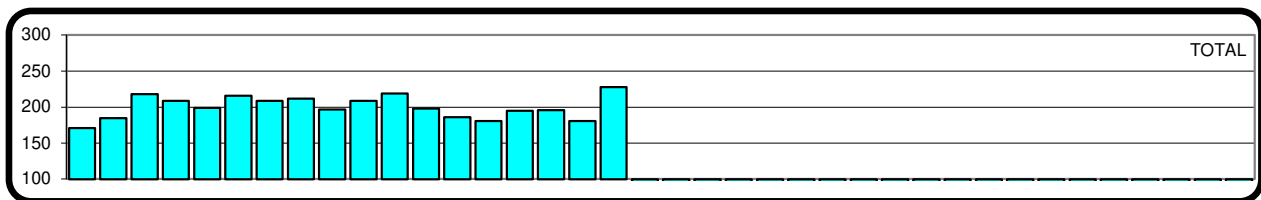
M

Last Year Average 166.222 0

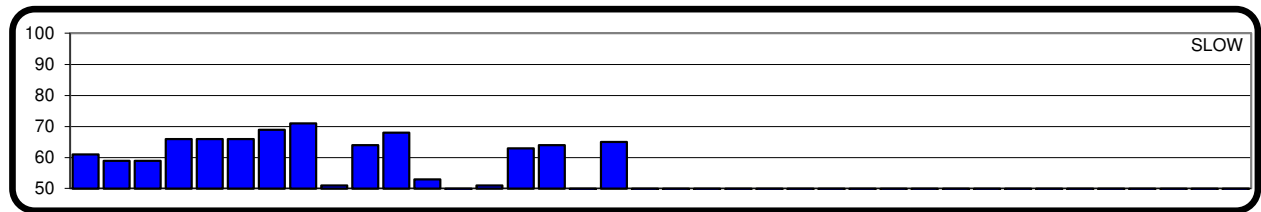
MATCHES:	
Total Scheduled	40
Total Completed	18
Balance Due	22
Drops Allowed	7
Above average	8
Below average	10
At Home Range	14
At Away Range	4
Regular Schedule	18
Make up	0
Made Team	1

Actual Over All Average	200.500 ¹¹
Actual Final Average	200.500 ¹¹
Possible Final Average	210.364 ⁹
Makeup Average	None
Home Average	202.571
Away Average	193.250
1st 12 Matches	203.500
Cleaned Slow	0
Cleaned Time	0
Cleaned Rapid	0
Cleaned Total	0

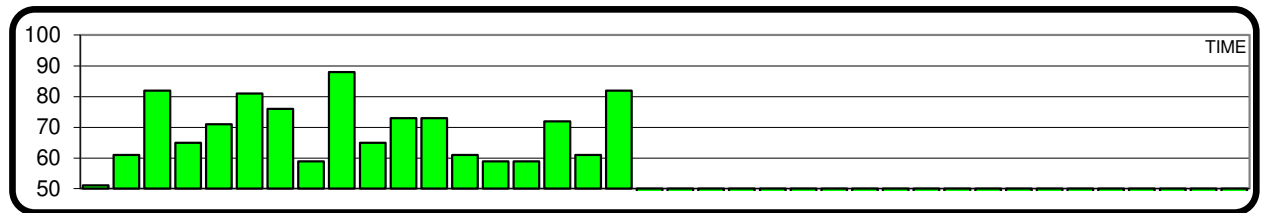
Top 3 - Scores	
First	228 ⁰
Second	219 ²
Third	218 ²
Highest Slow	71
Highest Time	88
Highest Rapid	82
Highest Possible	241
% Tot Scores Above Ave.	44.4%
% Time vs. Rapid	44.4%
% Made Team	5.6%



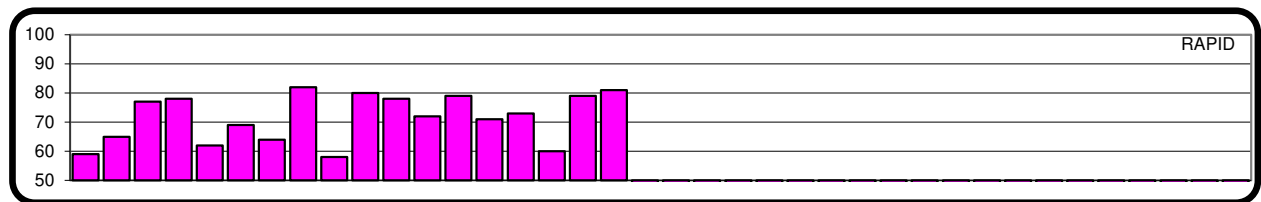
Actual Over All Average 200.500



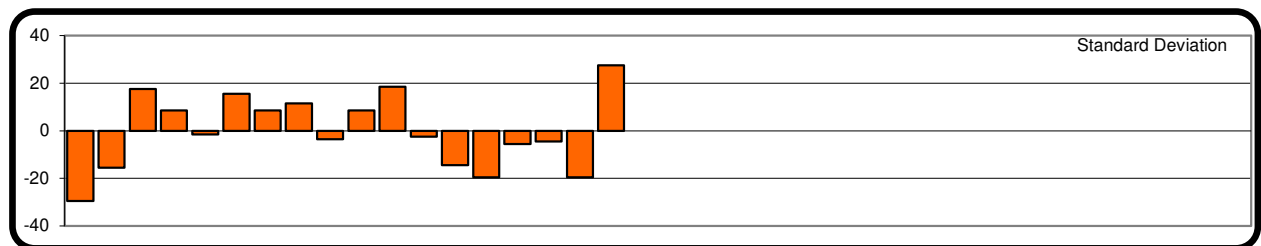
Average SLOW 60.167



Average TIME 68.833



Average RAPID 71.5



Standard Deviation

Weaver, Dave

SHARPSHOOTER

Run date 03/25/26

NO81

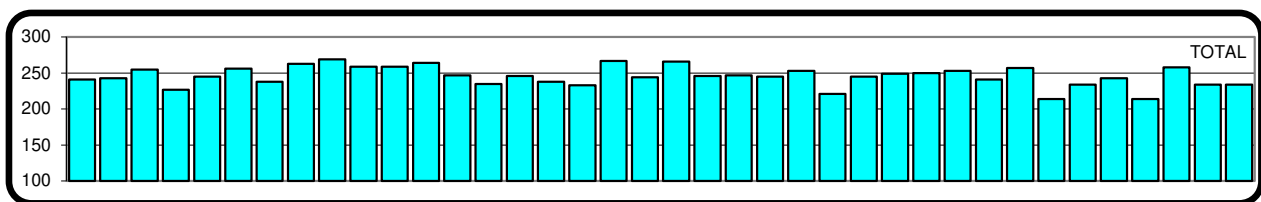
M

Last Year Average 252.909 0

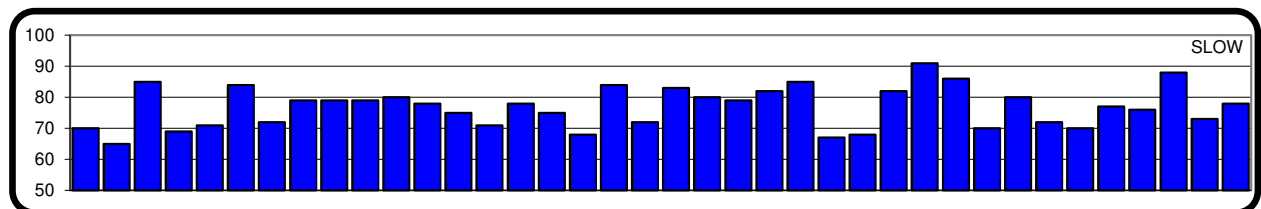
MATCHES:	
Total Scheduled	40
Total Completed	38
Balance Due	2
Drops Allowed	7
Above average	19
Below average	19
At Home Range	20
At Away Range	18
Regular Schedule	38
Make up	0
Made Team	25

Actual Over All Average	245.605 ⁸⁷
Actual Final Average	249.212 ⁸³
Possible Final Average	250.194 ⁸⁰
Makeup Average	None
Home Average	247.100
Away Average	243.944
1st 12 Matches	251.583
Cleaned Slow	0
Cleaned Time	0
Cleaned Rapid	0
Cleaned Total	0

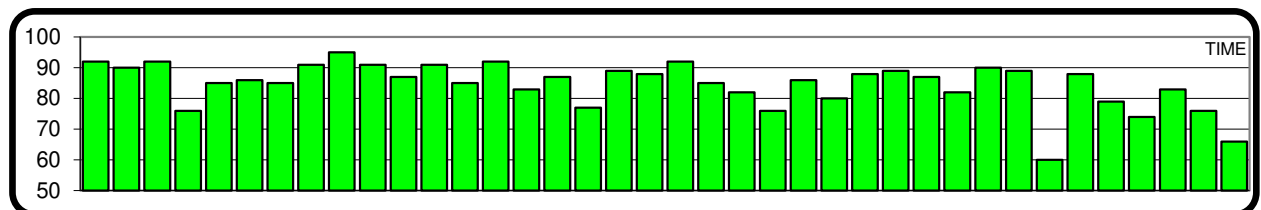
Top 3 - Scores	
First	269 ¹
Second	267 ³
Third	266 ⁵
Highest Slow	91
Highest Time	95
Highest Rapid	95
Highest Possible	281
% Tot Scores Above Ave.	50.0%
% Time vs. Rapid	47.4%
% Made Team	65.8%



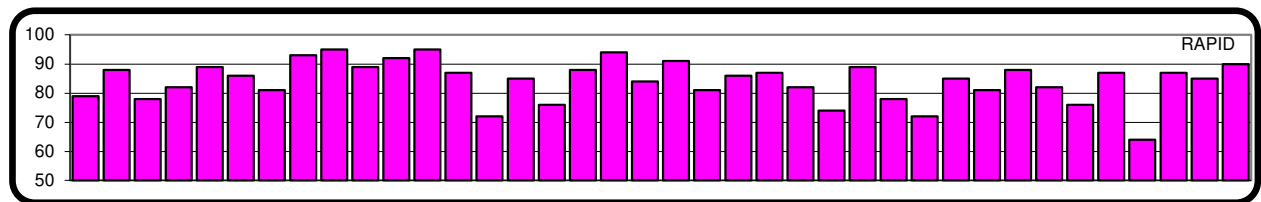
Actual Over All Average 245.605



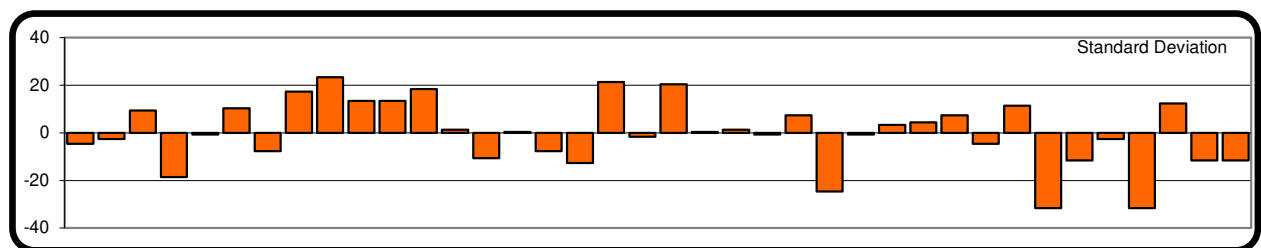
Average SLOW 76.868



Average TIME 84.579



Average RAPID 84.1578947



Standard Deviation

Collins, Brian

SHARPSHOOTER

Run date 03/25/26

OC04

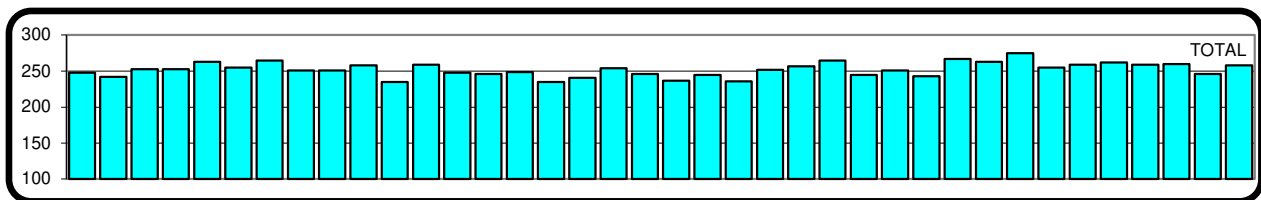
M

Last Year Average 258.061 0

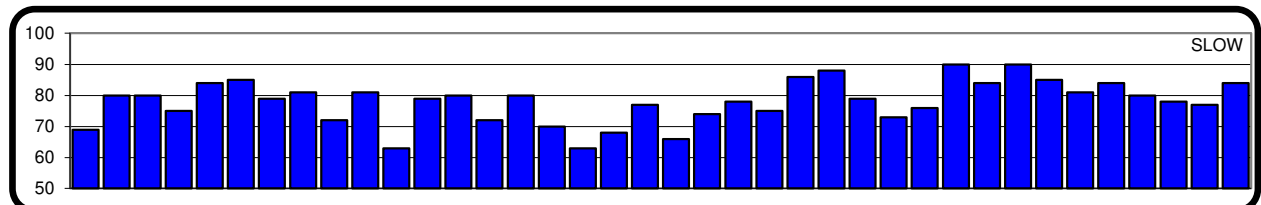
MATCHES:	
Total Scheduled	40
Total Completed	40
Balance Due	0
Drops Allowed	7
Above average	20
Below average	20
At Home Range	20
At Away Range	18
Regular Schedule	36
Make up	4
Made Team	7

Actual Over All Average	252.650 ⁹⁷
Actual Final Average	255.667 ⁸¹
Possible Final Average	255.667 ⁸¹
Makeup Average	255.000
Home Average	255.400
Away Average	250.444
1st 12 Matches	252.750
Cleaned Slow	0
Cleaned Time	0
Cleaned Rapid	0
Cleaned Total	0

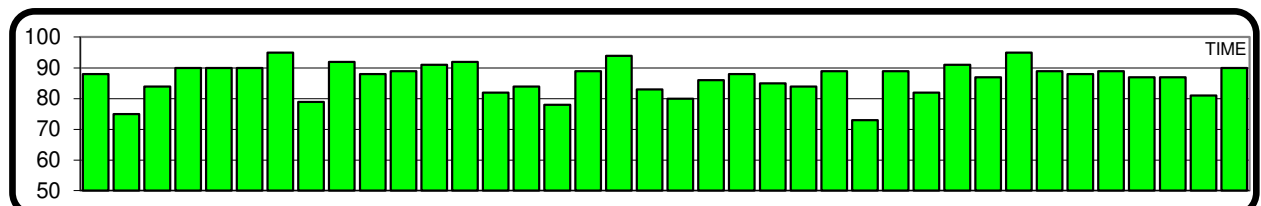
Top 3 - Scores	
First	275 ⁴
Second	273 ²
Third	267 ²
Highest Slow	90
Highest Time	95
Highest Rapid	95
Highest Possible	280
% Tot Scores Above Ave.	50.0%
% Time vs. Rapid	45.0%
% Made Team	17.5%



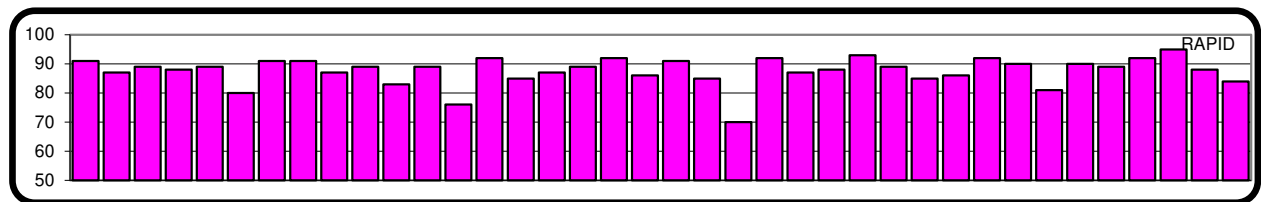
Actual Over All Average 252.650



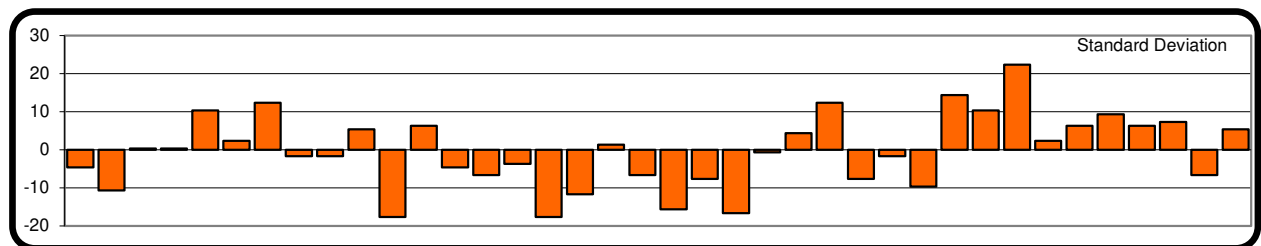
Average SLOW 78.525



Average TIME 86.925



Average RAPID 87.2



Standard Deviation

Culek, Joe

EXPERT

Run date 03/25/26

OC11

High Club

280

M

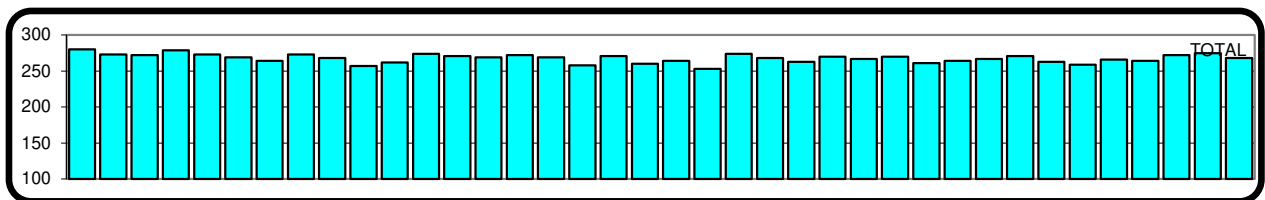
Last Year Average

270.879 0

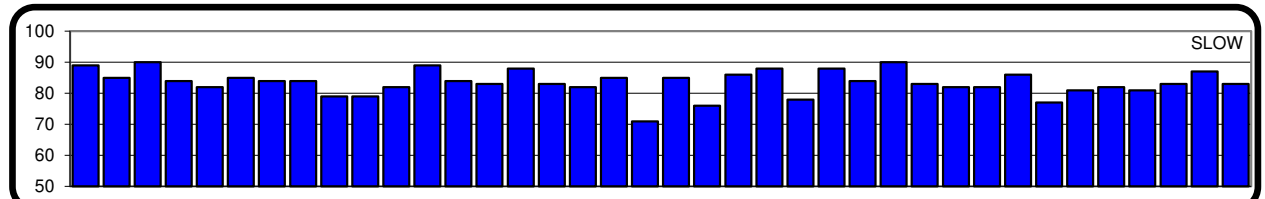
MATCHES:	
Total Scheduled	40
Total Completed	40
Balance Due	0
Drops Allowed	7
Above average	23
Below average	17
At Home Range	22
At Away Range	18
Regular Schedule	37
Make up	3
Made Team	30

Actual Over All Average	267.675 ¹⁵⁵
Actual Final Average	269.606 ¹³¹
Possible Final Average	269.606 ¹³¹
Makeup Average	266.333
Home Average	266.591
Away Average	269.000
1st 12 Matches	270.333
Cleaned Slow	0
Cleaned Time	1
Cleaned Rapid	0
Cleaned Total	1

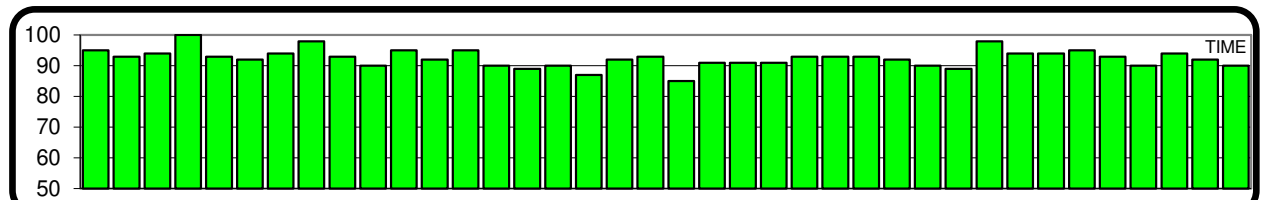
Top 3 - Scores	
First	280 ⁵
Second	279 ⁸
Third	275 ⁴
Highest Slow	90
Highest Time	100
Highest Rapid	98
Highest Possible	288
% Tot Scores Above Ave.	57.5%
% Time vs. Rapid	52.5%
% Made Team	75.0%



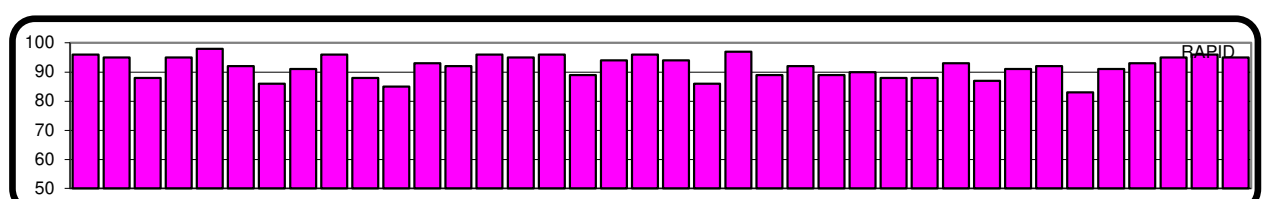
Actual Over All Average 267.675



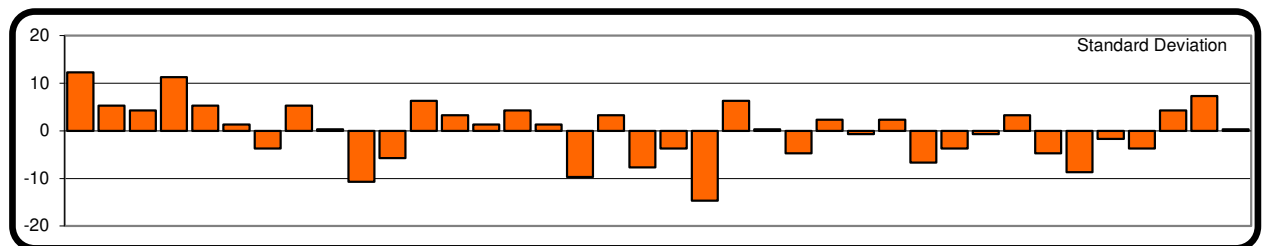
Average SLOW 83.425



Average TIME 92.525



Average RAPID 91.725



Standard Deviation

Drake, Eric

MASTER

Run date 03/25/26

OC15 High Club 280

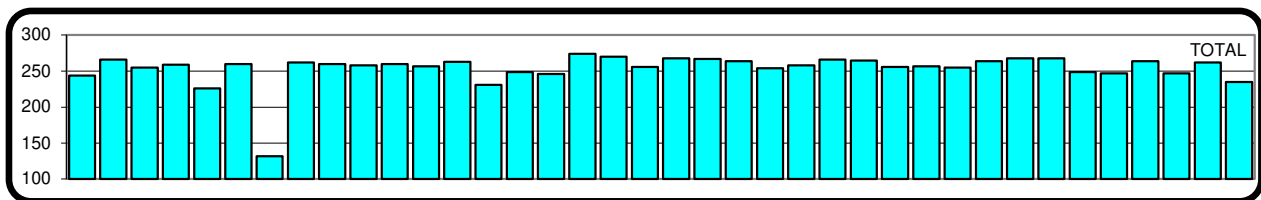
M

Last Year Average 258.636 0

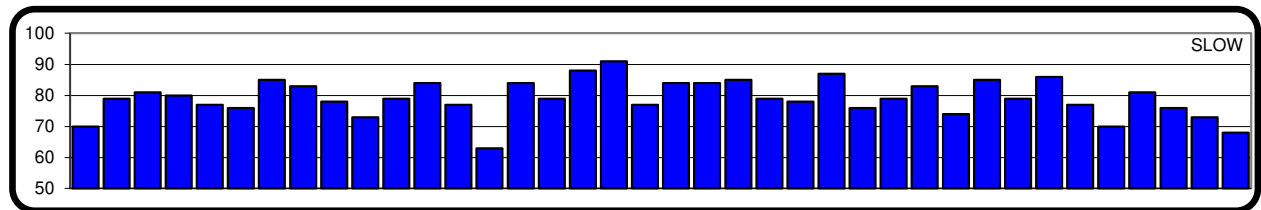
MATCHES:	
Total Scheduled	40
Total Completed	39
Balance Due	1
Drops Allowed	7
Above average	29
Below average	10
At Home Range	21
At Away Range	10
Regular Schedule	28
Make up	11
Made Team	6

Actual Over All Average	253.872	¹²⁴
Actual Final Average	260.212	¹¹¹
Possible Final Average	260.625	¹⁰⁸
Makeup Average	242.364	
Home Average	257.714	
Away Average	258.500	
1st 12 Matches	244.917	
Cleaned Slow	0	
Cleaned Time	0	
Cleaned Rapid	0	
Cleaned Total	0	

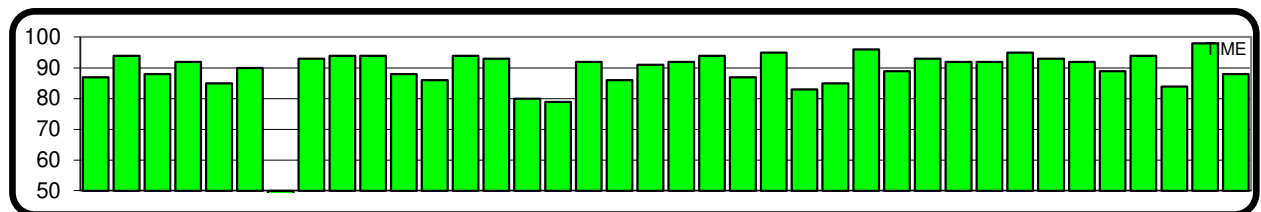
Top 3 - Scores	
First	274 ⁴
Second	270 ⁵
Third	268 ³
Highest Slow	91
Highest Time	98
Highest Rapid	97
Highest Possible	286
% Tot Scores Above Ave.	74.4%
% Time vs. Rapid	64.1%
% Made Team	15.4%



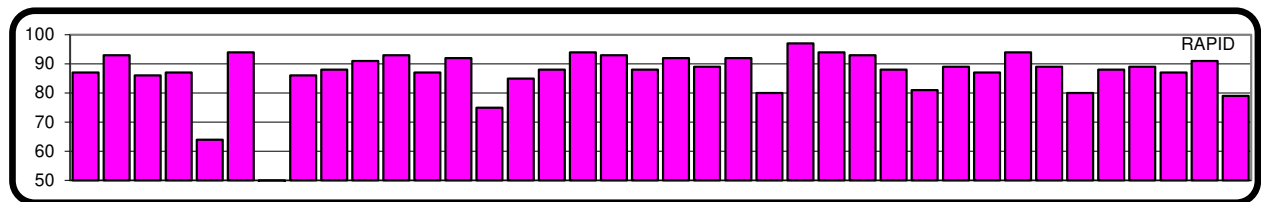
Actual Over All Average 253.872



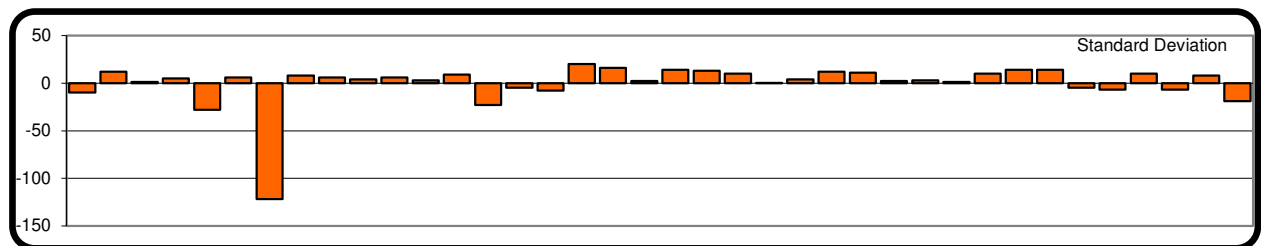
Average SLOW 79.103



Average TIME 89.051



Average RAPID 85.7179487



Standard Deviation

Eiermann, Jim

SHARPSHOOTER

Run date 03/25/26

OC18

M

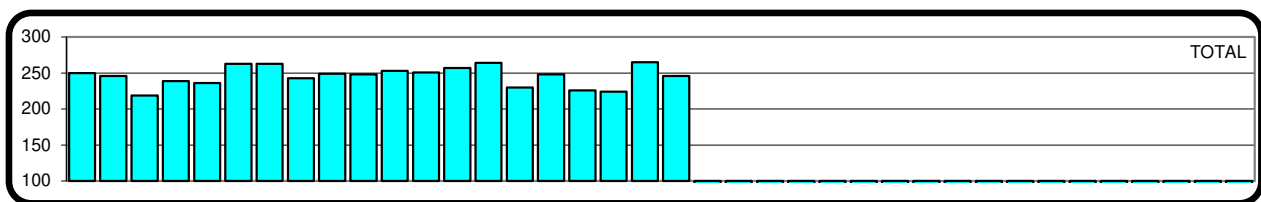
Last Year Average

0.000 0

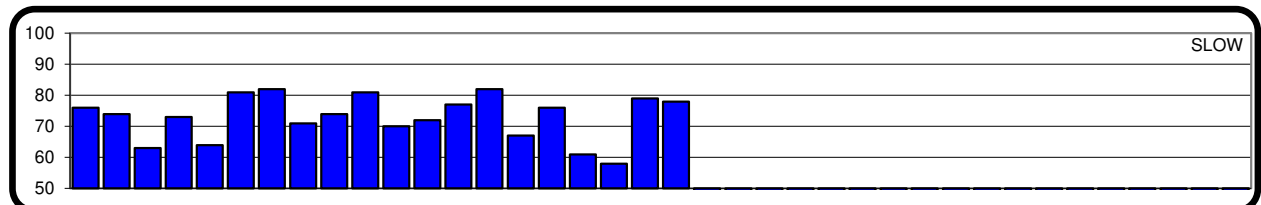
MATCHES:	
Total Scheduled	40
Total Completed	20
Balance Due	20
Drops Allowed	7
Above average	11
Below average	7
At Home Range	12
At Away Range	6
Regular Schedule	18
Make up	2
Made Team	1

Actual Over All Average	246.000 ⁴⁴
Actual Final Average	246.000 ⁴⁴
Possible Final Average	254.077 ³⁹
Makeup Average	248.000
Home Average	243.417
Away Average	250.500
1st 12 Matches	246.667
Cleaned Slow	0
Cleaned Time	0
Cleaned Rapid	0
Cleaned Total	0

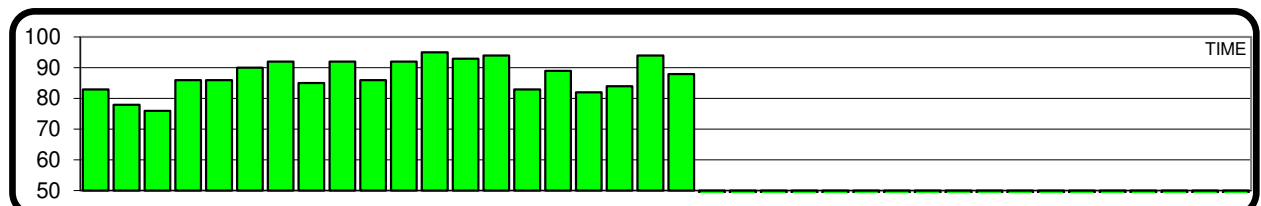
Top 3 - Scores	
First	265 ⁴
Second	264 ³
Third	263 ⁶
Highest Slow	82
Highest Time	95
Highest Rapid	94
Highest Possible	271
% Tot Scores Above Ave.	55.0%
% Time vs. Rapid	65.0%
% Made Team	5.0%



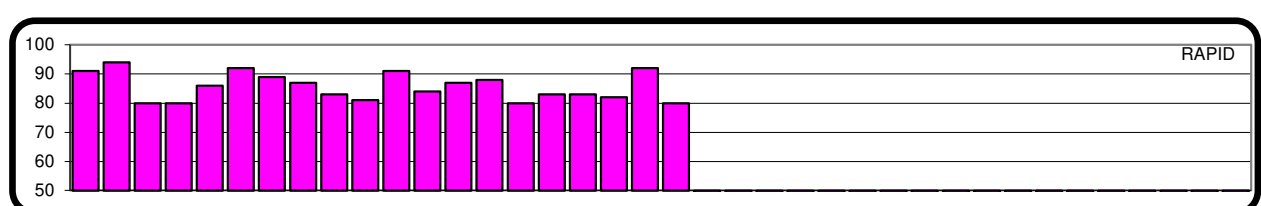
Actual Over All Average 246.000



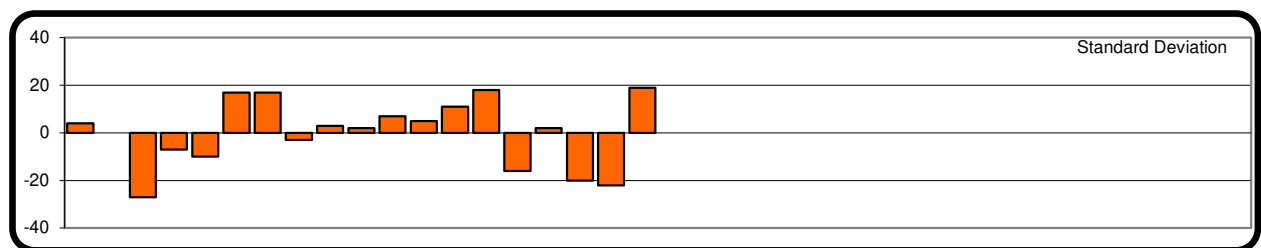
Average SLOW 72.950



Average TIME 87.400



Average RAPID 85.65



Standard Deviation

Ferrell, Braden

MARKSMAN

Run date 03/25/26

OC20

M

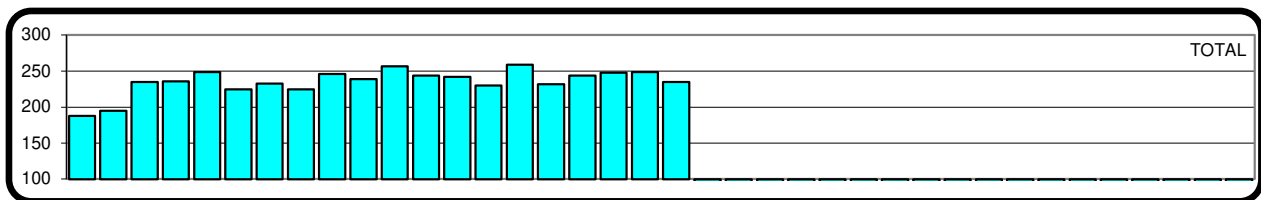
Last Year Average

0.000 0

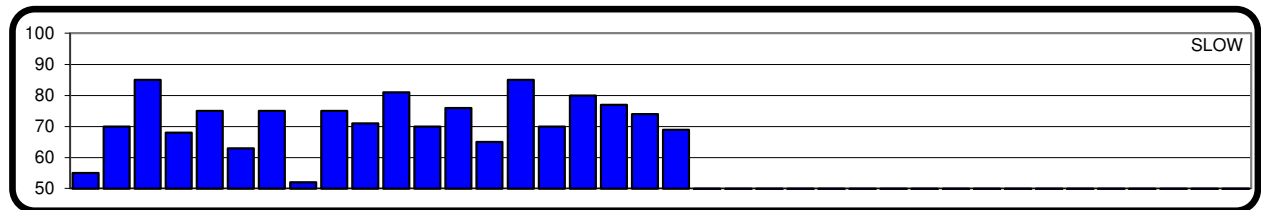
MATCHES:	
Total Scheduled	40
Total Completed	20
Balance Due	20
Drops Allowed	7
Above average	11
Below average	9
At Home Range	6
At Away Range	14
Regular Schedule	18
Make up	2
Made Team	0

Actual Over All Average	235.550 ⁴³
Actual Final Average	235.550 ⁴³
Possible Final Average	244.846 ³²
Makeup Average	240.500
Home Average	220.833
Away Average	241.857
1st 12 Matches	231.000
Cleaned Slow	0
Cleaned Time	0
Cleaned Rapid	0
Cleaned Total	0

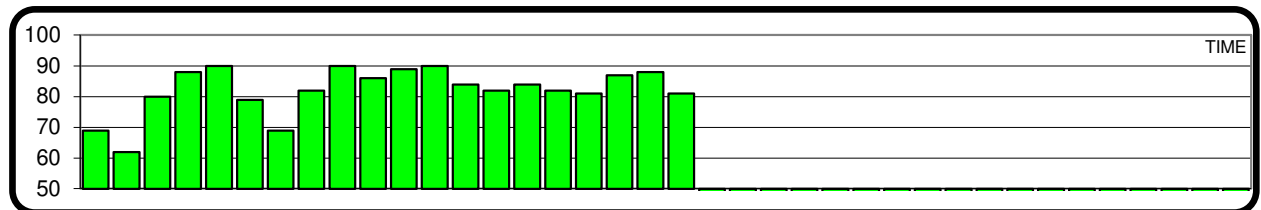
Top 3 - Scores	
First	259 ⁴
Second	257 ²
Third	249 ⁵
Highest Slow	85
Highest Time	90
Highest Rapid	91
Highest Possible	266
% Tot Scores Above Ave.	55.0%
% Time vs. Rapid	60.0%
% Made Team	0.0%



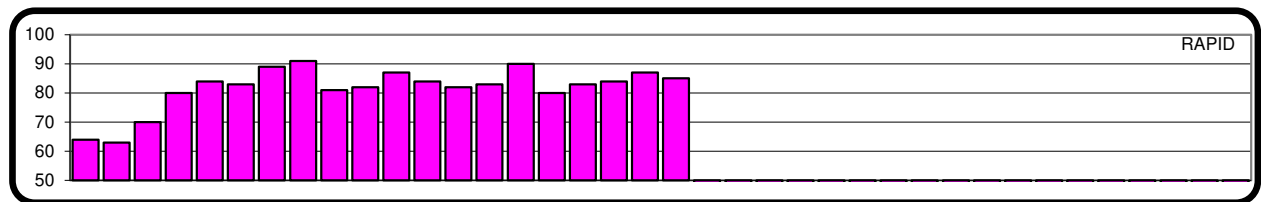
Actual Over All Average 235.550



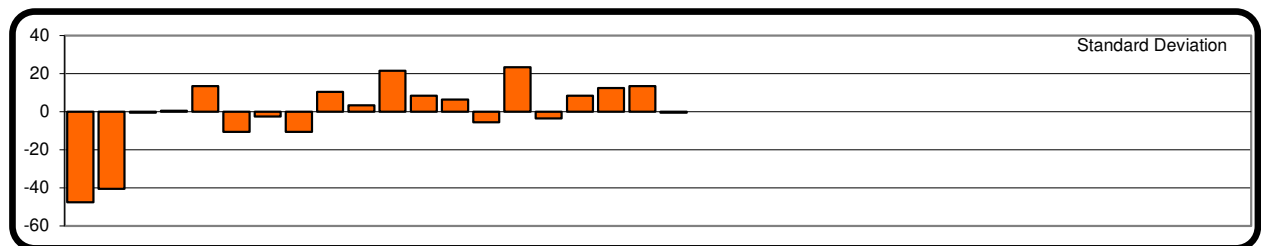
Average SLOW 71.800



Average TIME 82.150



Average RAPID 81.6



Standard Deviation

Hansen, Gabe

MASTER

Run date 03/25/26

OC31 High Club 290

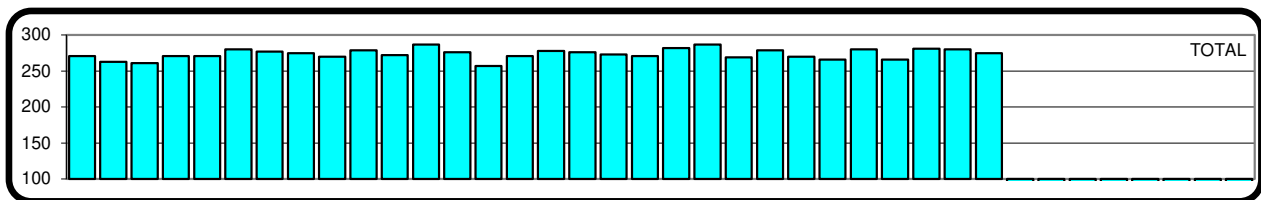
M

Last Year Average 0.000 0

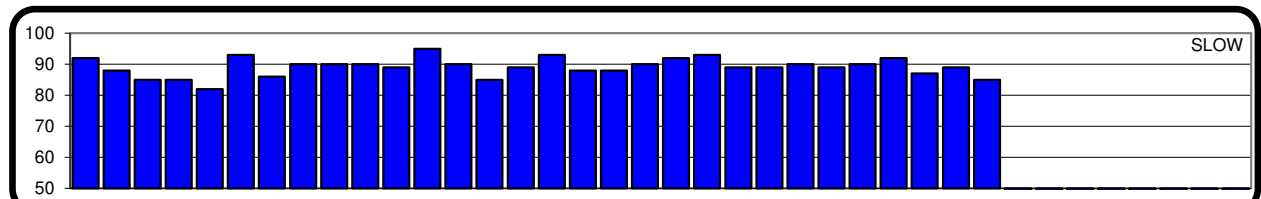
MATCHES:	
Total Scheduled	40
Total Completed	30
Balance Due	10
Drops Allowed	7
Above average	15
Below average	15
At Home Range	18
At Away Range	12
Regular Schedule	30
Make up	0
Made Team	26

Actual Over All Average	273.800 ¹²⁰
Actual Final Average	273.800 ¹²⁰
Possible Final Average	276.609 ⁹⁷
Makeup Average	None
Home Average	273.333
Away Average	274.500
1st 12 Matches	273.083
Cleaned Slow	0
Cleaned Time	0
Cleaned Rapid	0
Cleaned Total	0

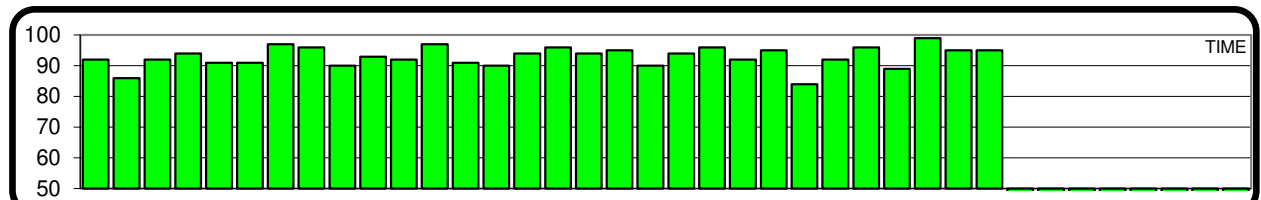
Top 3 - Scores	
First	287 ⁷
Second	287 ⁵
Third	282 ⁶
Highest Slow	95
Highest Time	99
Highest Rapid	98
Highest Possible	292
% Tot Scores Above Ave.	50.0%
% Time vs. Rapid	53.3%
% Made Team	86.7%



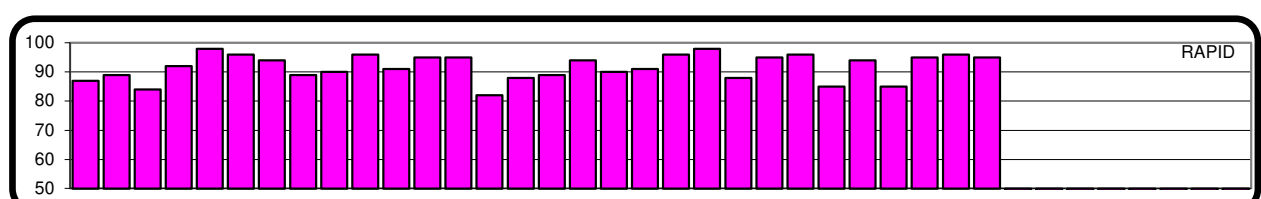
Actual Over All Average 273.800



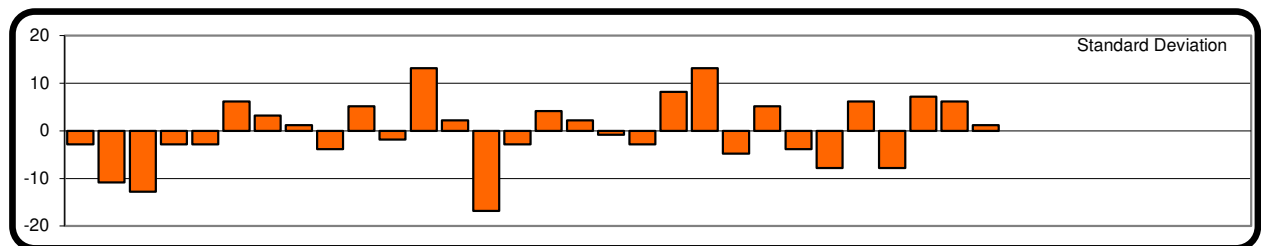
Average SLOW 89.100



Average TIME 92.933



Average RAPID 91.766667



Standard Deviation

Hansen, Mark

MASTER

Run date 03/25/26

OC32 High Club 290

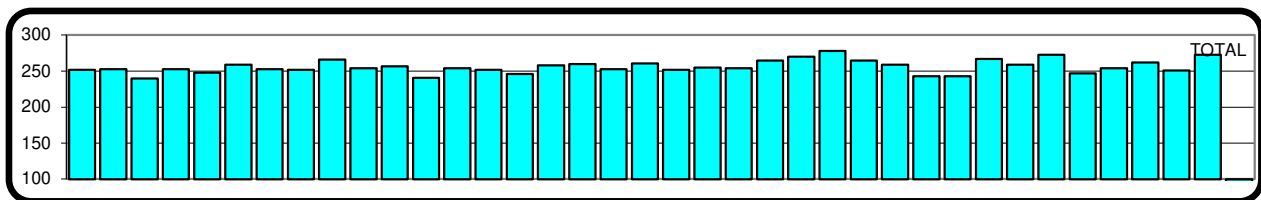
M

Last Year Average 255.758 0

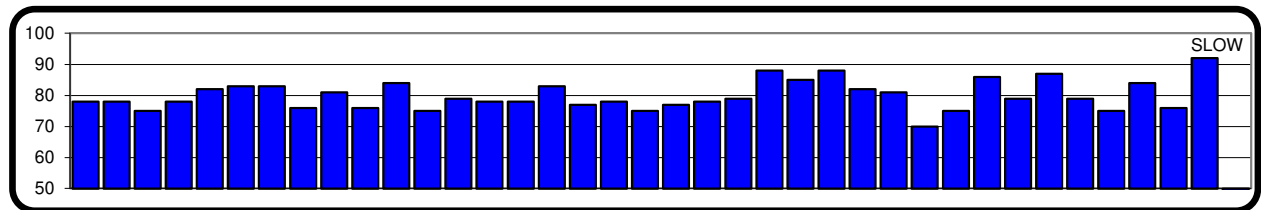
MATCHES:	
Total Scheduled	40
Total Completed	37
Balance Due	3
Drops Allowed	7
Above average	16
Below average	21
At Home Range	17
At Away Range	20
Regular Schedule	37
Make up	0
Made Team	10

Actual Over All Average	256.270 ¹⁰¹
Actual Final Average	258.030 ⁹⁷
Possible Final Average	259.133 ⁹¹
Makeup Average	None
Home Average	256.000
Away Average	256.500
1st 12 Matches	252.333
Cleaned Slow	0
Cleaned Time	0
Cleaned Rapid	0
Cleaned Total	0

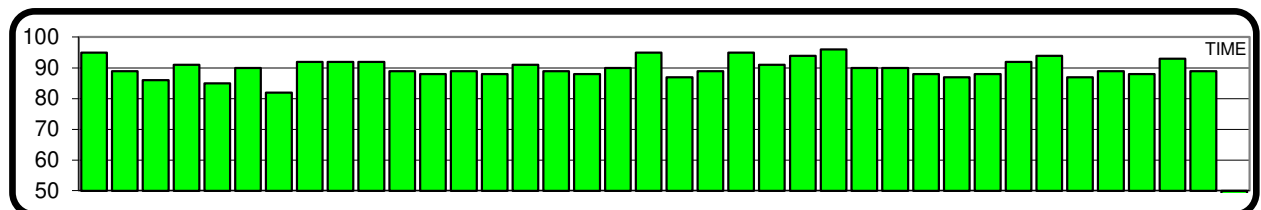
Top 3 - Scores	
First	278 ⁶
Second	273 ⁷
Third	273 ³
Highest Slow	92
Highest Time	96
Highest Rapid	95
Highest Possible	283
% Tot Scores Above Ave.	43.2%
% Time vs. Rapid	75.7%
% Made Team	27.0%



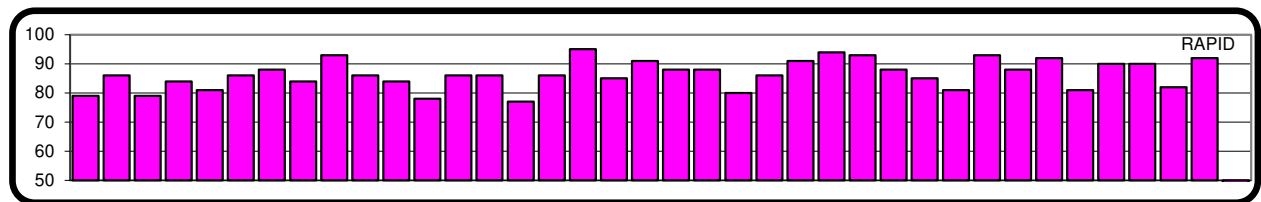
Actual Over All Average 256.270



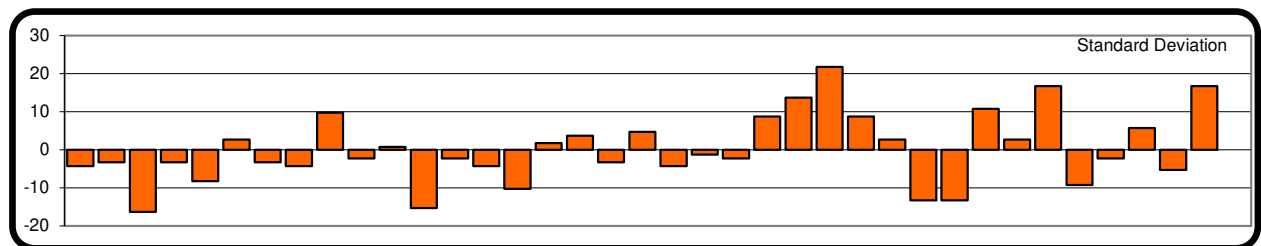
Average SLOW 79.946



Average TIME 89.946



Average RAPID 86.3783784



Standard Deviation

Kocher, Rich

EXPERT

Run date 03/25/26

OC46

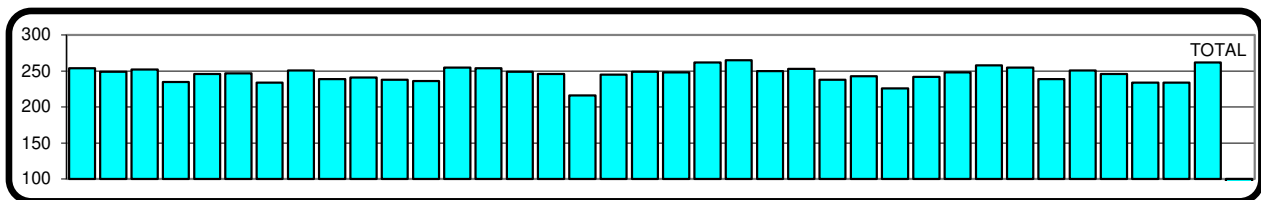
M

Last Year Average 249.515 0

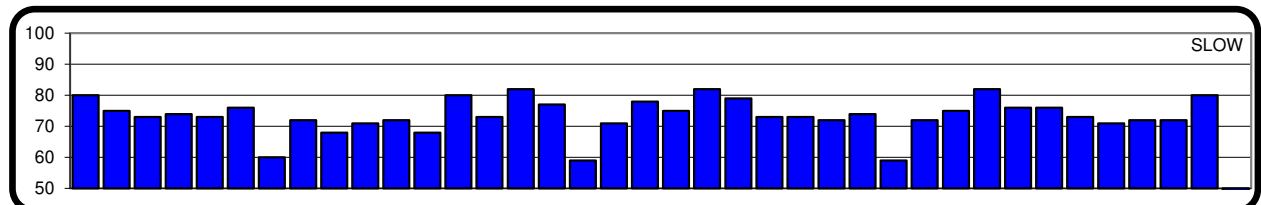
MATCHES:	
Total Scheduled	40
Total Completed	37
Balance Due	3
Drops Allowed	7
Above average	22
Below average	15
At Home Range	15
At Away Range	18
Regular Schedule	30
Make up	7
Made Team	3

Actual Over All Average	245.676 ⁸⁶
Actual Final Average	247.879 ⁷⁸
Possible Final Average	249.167 ⁶⁸
Makeup Average	250.429
Home Average	242.133
Away Average	248.222
1st 12 Matches	243.500
Cleaned Slow	0
Cleaned Time	0
Cleaned Rapid	0
Cleaned Total	0

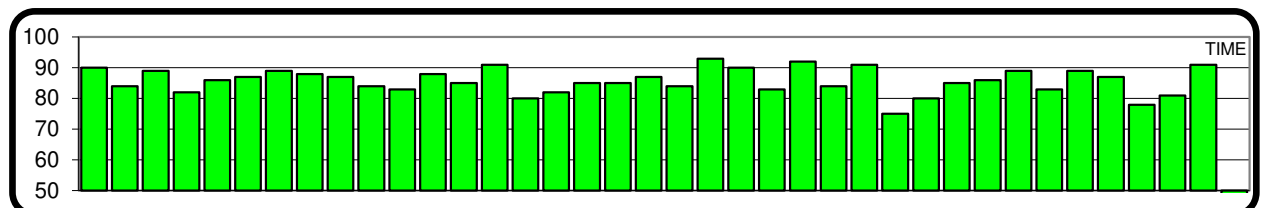
Top 3 - Scores	
First	265 ⁶
Second	262 ⁴
Third	262 ³
Highest Slow	82
Highest Time	93
Highest Rapid	96
Highest Possible	271
% Tot Scores Above Ave.	59.5%
% Time vs. Rapid	37.8%
% Made Team	8.1%



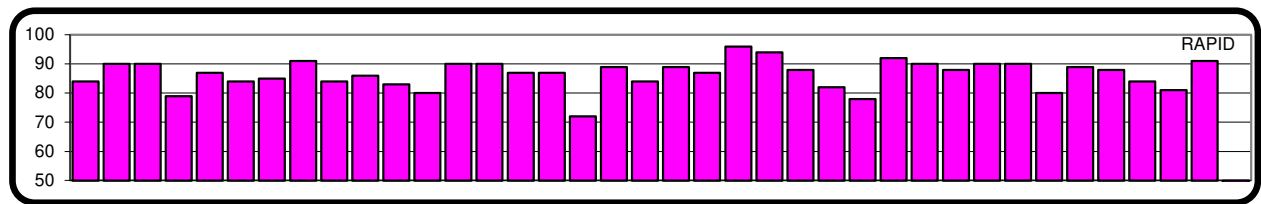
Actual Over All Average 245.676



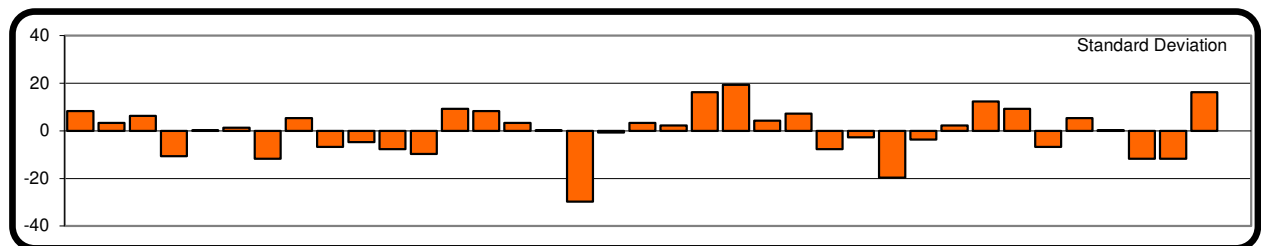
Average SLOW 73.459



Average TIME 85.757



Average RAPID 86.4594595



Standard Deviation

Kovach, John

MASTER

Run date 03/25/26

OC50 High Club 290

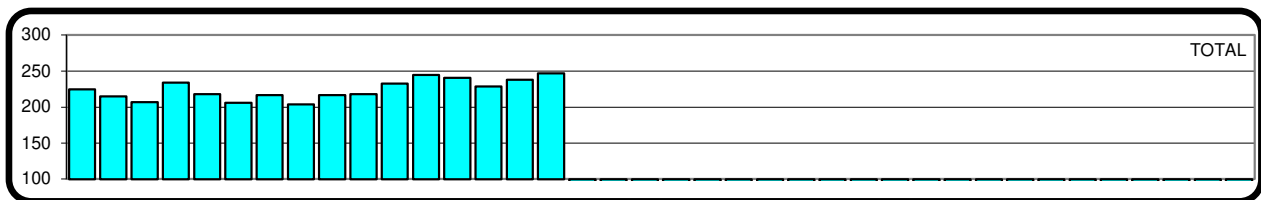
M

Last Year Average DNQ 0

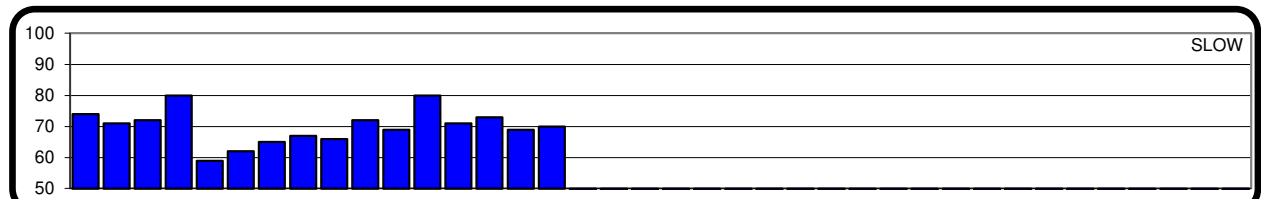
MATCHES:	
Total Scheduled	40
Total Completed	16
Balance Due	24
Drops Allowed	7
Above average	8
Below average	8
At Home Range	12
At Away Range	4
Regular Schedule	16
Make up	0
Made Team	0

Actual Over All Average	224.625 ²⁴
Actual Final Average	224.625 ²⁴
Possible Final Average	234.444 ¹⁶
Makeup Average	None
Home Average	223.583
Away Average	227.750
1st 12 Matches	219.917
Cleaned Slow	0
Cleaned Time	0
Cleaned Rapid	0
Cleaned Total	0

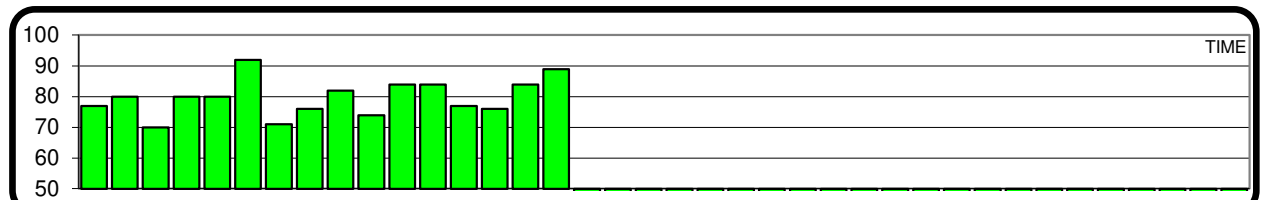
Top 3 - Scores	
First	247 ³
Second	245 ²
Third	241 ²
Highest Slow	80
Highest Time	92
Highest Rapid	93
Highest Possible	265
% Tot Scores Above Ave.	50.0%
% Time vs. Rapid	75.0%
% Made Team	0.0%



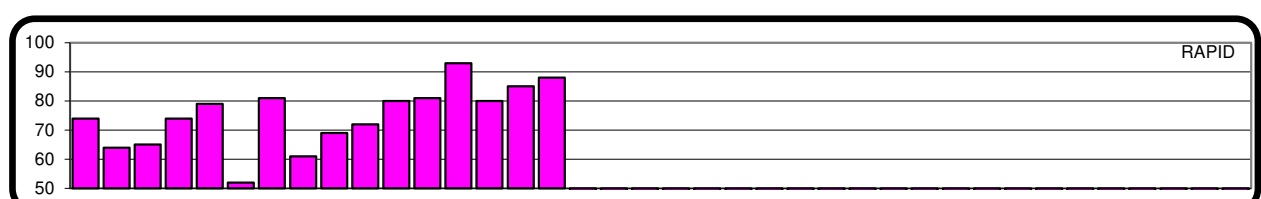
Actual Over All Average 224.625



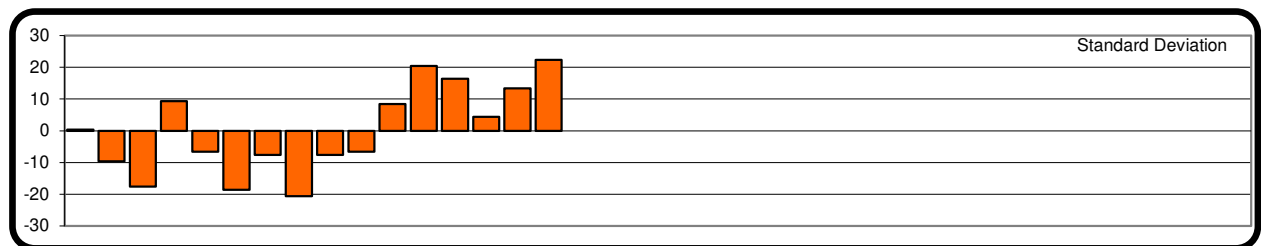
Average SLOW 70.000



Average TIME 79.750



Average RAPID 74.875



Standard Deviation

Kozlowski, Jim

MASTER

Run date 03/25/26

OC53 High Club 290

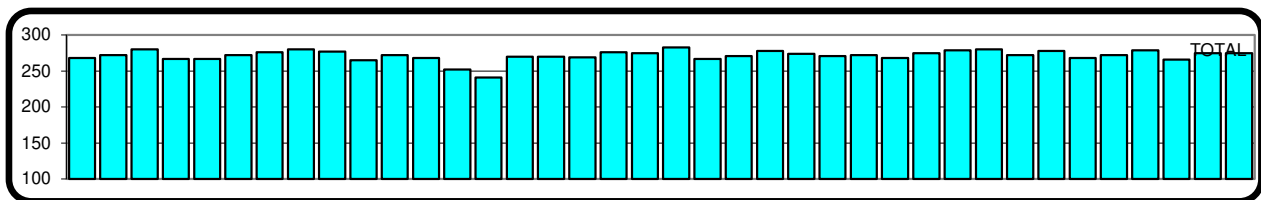
M

Last Year Average 270.576 0

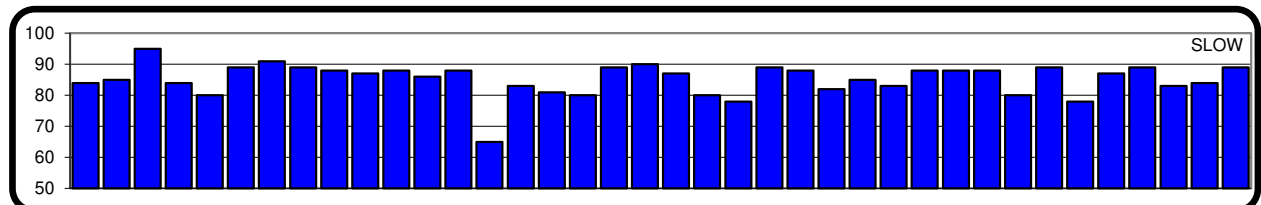
MATCHES:	
Total Scheduled	40
Total Completed	40
Balance Due	0
Drops Allowed	7
Above average	23
Below average	17
At Home Range	18
At Away Range	18
Regular Schedule	32
Make up	8
Made Team	29

Actual Over All Average	271.425	154
Actual Final Average	273.758	130
Possible Final Average	273.758	130
Makeup Average	271.375	
Home Average	268.833	
Away Average	273.944	
1st 12 Matches	272.000	
Cleaned Slow	0	
Cleaned Time	0	
Cleaned Rapid	0	
Cleaned Total	0	

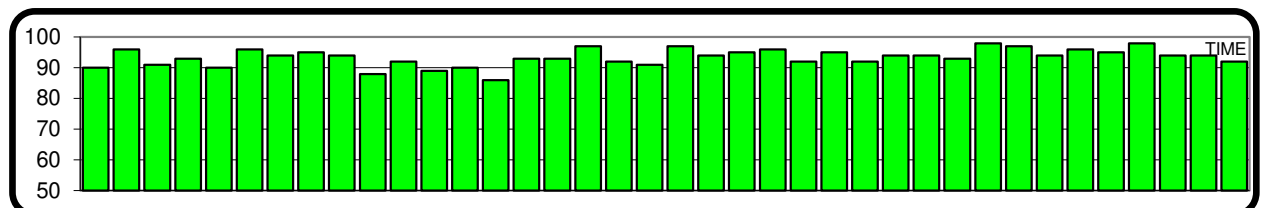
Top 3 - Scores	
First	283 ⁴
Second	280 ⁸
Third	280 ³
Highest Slow	95
Highest Time	99
Highest Rapid	99
Highest Possible	293
% Tot Scores Above Ave.	57.5%
% Time vs. Rapid	45.0%
% Made Team	72.5%



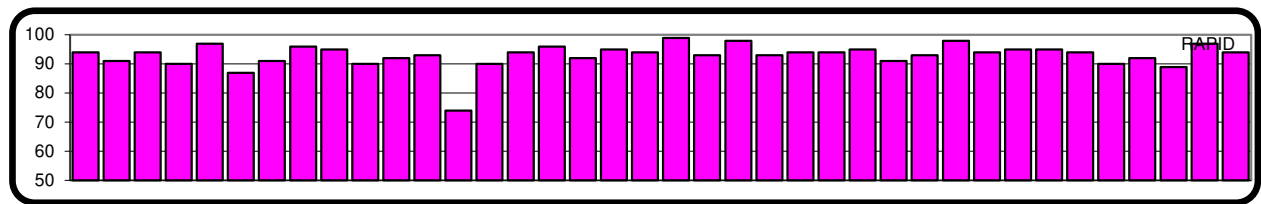
Actual Over All Average 271.425



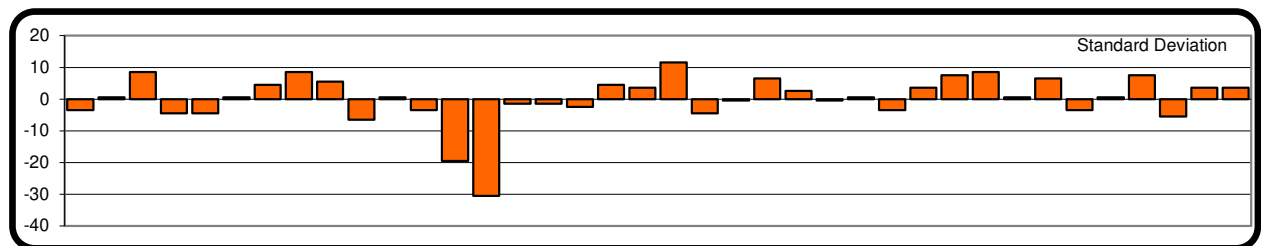
Average SLOW 85.100



Average TIME 93.400



Average RAPID 92.925



Standard Deviation

ORCO Individual Scores CCPL 2025 - 2026

Marriot, Kevin UNCLASSIFIED Run date 03/25/26
OC60

Matches Scheduled		Match Information											7		
40		No	Date	Slow	Time	x	Rapid	x	Total	x	Team	Loc	Type	Vs	Lowest Scores
Shot	3	1	02/02/26	81	93	2	92	1	266	3	N	H	R		265 ¹
Due	37	2	02/02/26	88	92	1	91	0	271	1	Y	H	R		266 ³
		3	02/02/26	86	89	1	90	0	265	1	N	H	M		271 ¹
		4													
		5													
		6													
		7													
		8													
		9													
		10													
		11													
		12													
		13													
		14													
		15													
		16													
		17													
		18													
		19													
		20													
		21													
		22													
		23													
		24													
		25													
		26													
		27													
		28													
		29													
		30													
		31													
		32													
		33													
		34													
		35													
		36													
		37													
		38													
		39													
		40													
		41													
		42													
		43													
		44													
		45													
		46													
		47													
		48													

Matches Scheduled
40
Shot
3
Due
37

Drops Allowed
7

Qualify for Awards
No

Average Scores
Over All
267.333
Drop
267.333
Slow
85.00
Time
91.33
Rapid
91.00

Match Average Location
Home
267.33
Away
None

Targets Cleaned
0

Average X's
Time
1.33
Rapid
0.33

Marriot, Kevin

UNCLASSIFIED

Run date 03/25/26

OC60

M

Last Year Average

0.000 0


MATCHES:	
Total Scheduled	40
Total Completed	3
Balance Due	37
Drops Allowed	7
Above average	1
Below average	2
At Home Range	3
At Away Range	0
Regular Schedule	2
Make up	1
Made Team	1

Actual Over All Average	267.333 ⁵
Actual Final Average	267.333 ⁵
Possible Final Average	None ⁰
Makeup Average	265.000
Home Average	267.333
Away Average	None
1st 12 Matches	None
Cleaned Slow	0
Cleaned Time	0
Cleaned Rapid	0
Cleaned Total	0


Top 3 - Scores	
First	271 ¹
Second	266 ³
Third	265 ¹
Highest Slow	88
Highest Time	93
Highest Rapid	92
Highest Possible	273
% Tot Scores Above Ave.	33.3%
% Time vs. Rapid	66.7%
% Made Team	33.3%




Actual Over All Average 267.333




Average SLOW 85.000



Average TIME 91.333



Average RAPID 91



Standard Deviation

Oliveri, Kevin

MARKSMAN

Run date 03/25/26

OC78

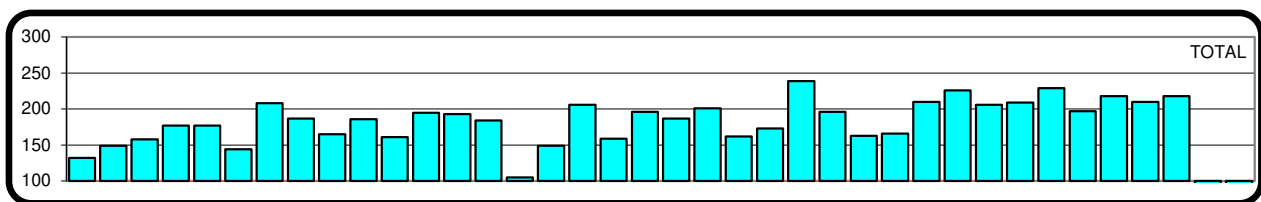
M

Last Year Average 204.212 0

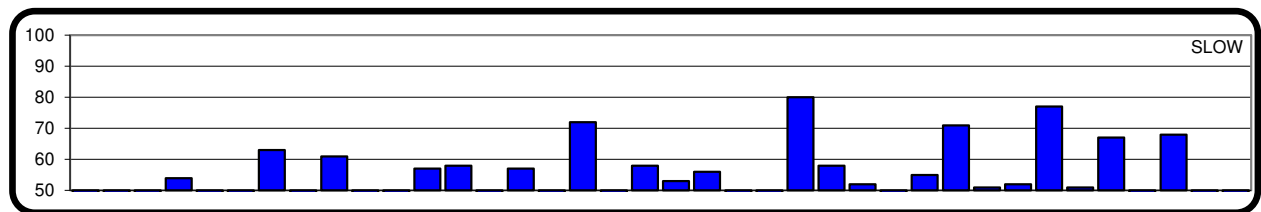
MATCHES:	
Total Scheduled	40
Total Completed	36
Balance Due	4
Drops Allowed	7
Above average	20
Below average	16
At Home Range	20
At Away Range	16
Regular Schedule	36
Make up	0
Made Team	0

Actual Over All Average	184.472 ²⁵
Actual Final Average	189.697 ²⁴
Possible Final Average	194.655 ²²
Makeup Average	None
Home Average	186.900
Away Average	181.438
1st 12 Matches	169.917
Cleaned Slow	0
Cleaned Time	0
Cleaned Rapid	0
Cleaned Total	0

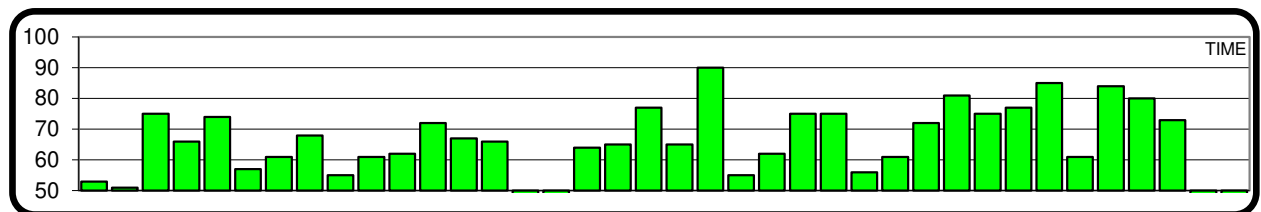
Top 3 - Scores	
First	239 ⁰
Second	229 ⁰
Third	226 ⁰
Highest Slow	80
Highest Time	90
Highest Rapid	85
Highest Possible	255
% Tot Scores Above Ave.	55.6%
% Time vs. Rapid	50.0%
% Made Team	0.0%



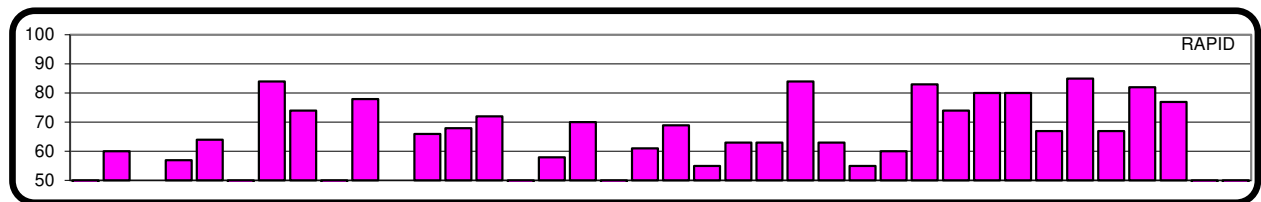
Actual Over All Average 184.472



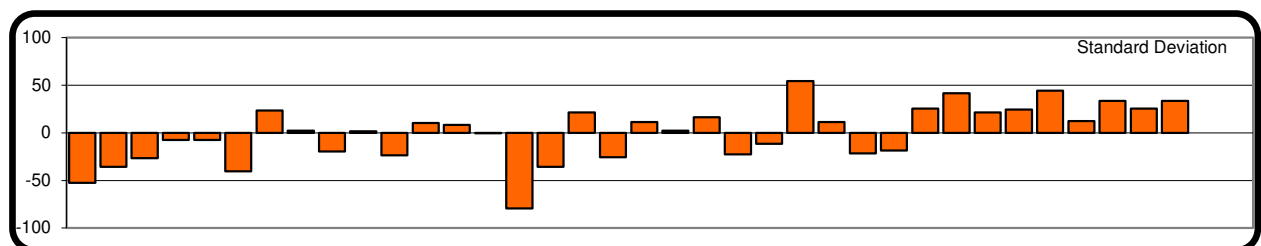
Average SLOW 53.556



Average TIME 66.944



Average RAPID 63.9722222



Standard Deviation

Orris, Ritchie

SHARPSHOOTER

Run date 03/25/26

OC67

M

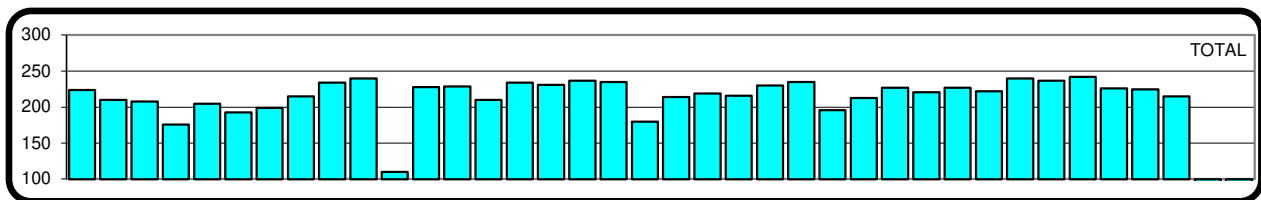
Last Year Average

0.000 0

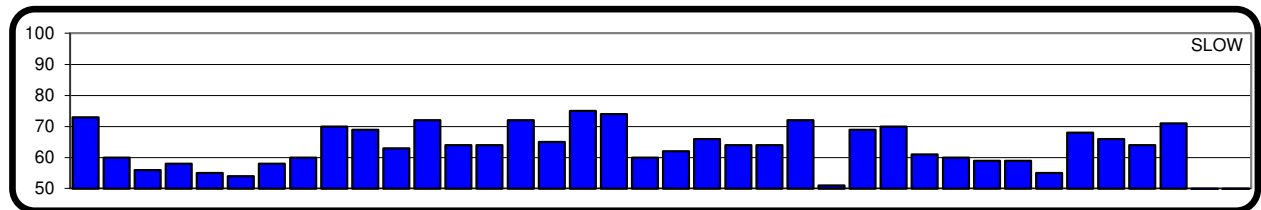
MATCHES:	
Total Scheduled	40
Total Completed	36
Balance Due	4
Drops Allowed	7
Above average	21
Below average	15
At Home Range	19
At Away Range	15
Regular Schedule	34
Make up	2
Made Team	0

Actual Over All Average	216.750 ³⁷
Actual Final Average	222.333 ³⁵
Possible Final Average	225.655 ³⁴
Makeup Average	217.000
Home Average	215.316
Away Average	218.533
1st 12 Matches	203.500
Cleaned Slow	0
Cleaned Time	0
Cleaned Rapid	0
Cleaned Total	0

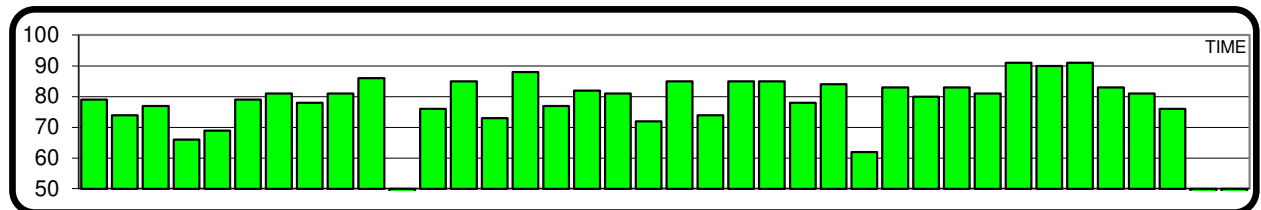
Top 3 - Scores	
First	242 ²
Second	240 ³
Third	240 ¹
Highest Slow	75
Highest Time	91
Highest Rapid	92
Highest Possible	258
% Tot Scores Above Ave.	58.3%
% Time vs. Rapid	63.9%
% Made Team	0.0%



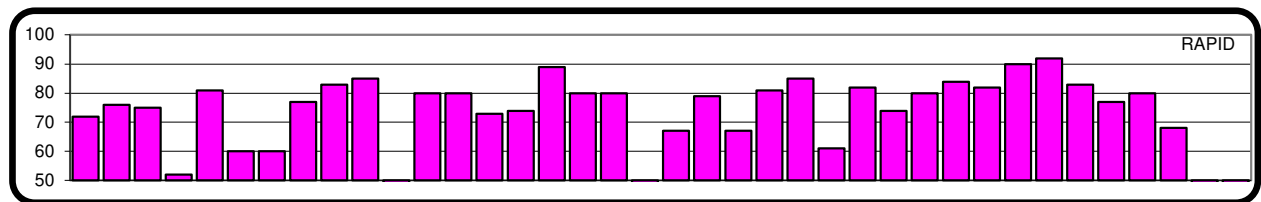
Actual Over All Average 216.750



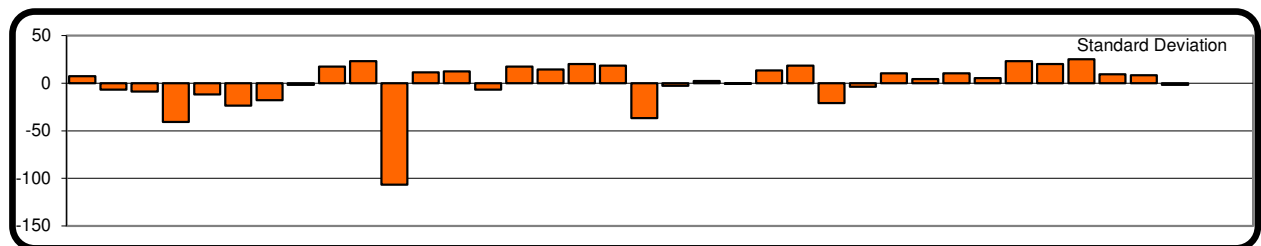
Average SLOW 63.972



Average TIME 78.972



Average RAPID 73.805556



Standard Deviation

Pozo, Rick

MASTER

Run date 03/25/26

OC68 High Club 295

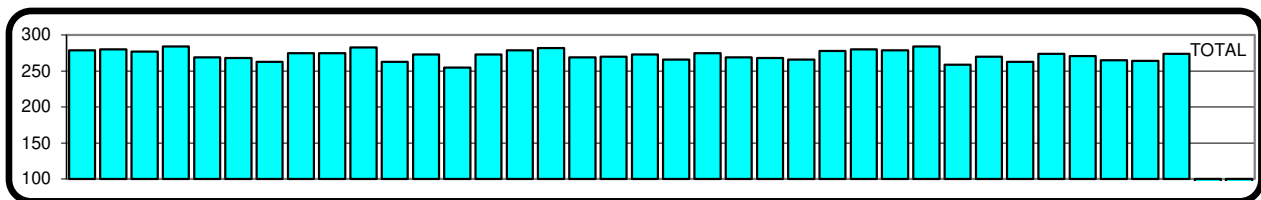
M

Last Year Average 270.484 0

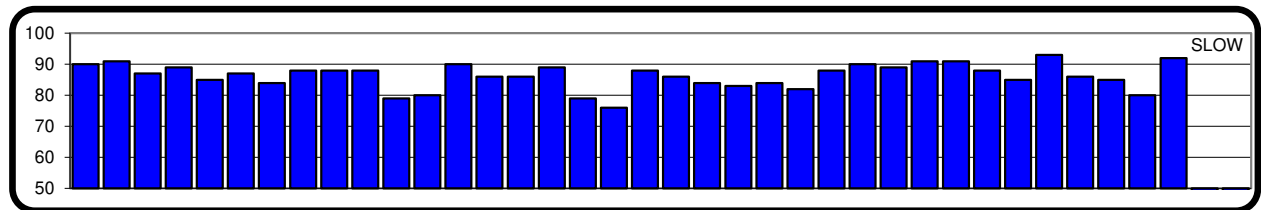
MATCHES:	
Total Scheduled	40
Total Completed	36
Balance Due	4
Drops Allowed	7
Above average	19
Below average	17
At Home Range	22
At Away Range	10
Regular Schedule	26
Make up	10
Made Team	23

Actual Over All Average	272.083 ¹⁸⁰
Actual Final Average	273.273 ¹⁷⁵
Possible Final Average	274.586 ¹⁵¹
Makeup Average	273.900
Home Average	271.500
Away Average	270.200
1st 12 Matches	274.083
Cleaned Slow	0
Cleaned Time	1
Cleaned Rapid	0
Cleaned Total	1

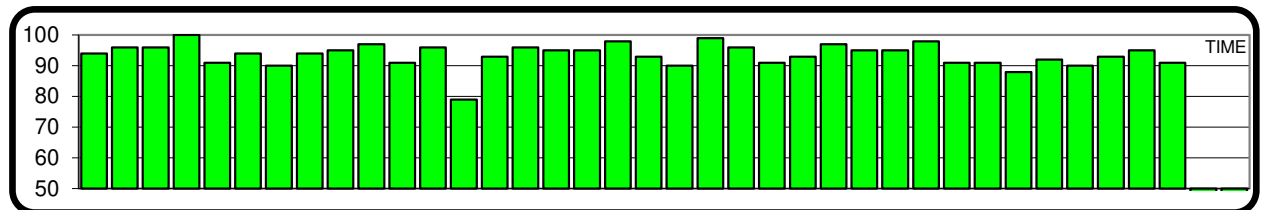
Top 3 - Scores	
First	284 ⁷
Second	284 ⁶
Third	283 ⁵
Highest Slow	93
Highest Time	100
Highest Rapid	98
Highest Possible	291
% Tot Scores Above Ave.	52.8%
% Time vs. Rapid	50.0%
% Made Team	63.9%



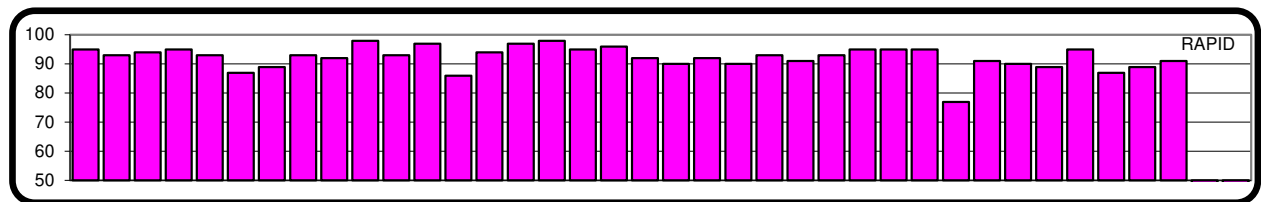
Actual Over All Average 272.083



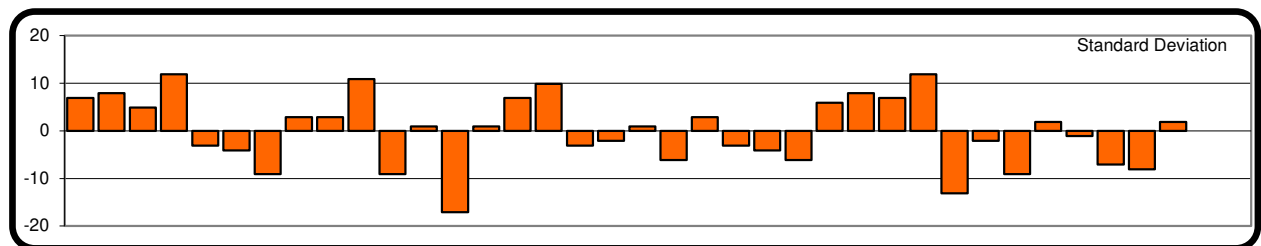
Average SLOW 86.306



Average TIME 93.556



Average RAPID 92.222222



Standard Deviation

Rasch, Chuck

HIGH MASTER

Run date 03/25/26

OC71 High Club 295

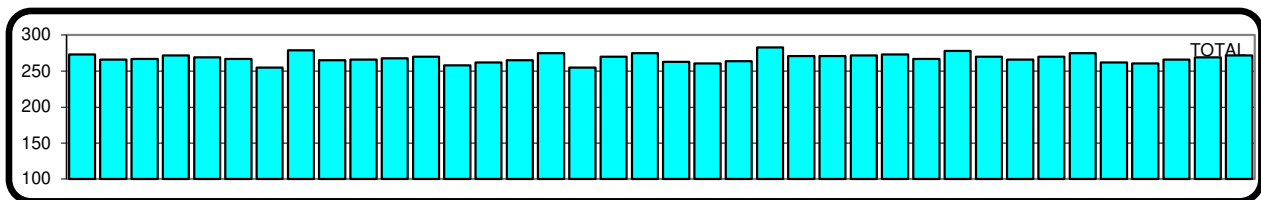
M

Last Year Average DNQ 0

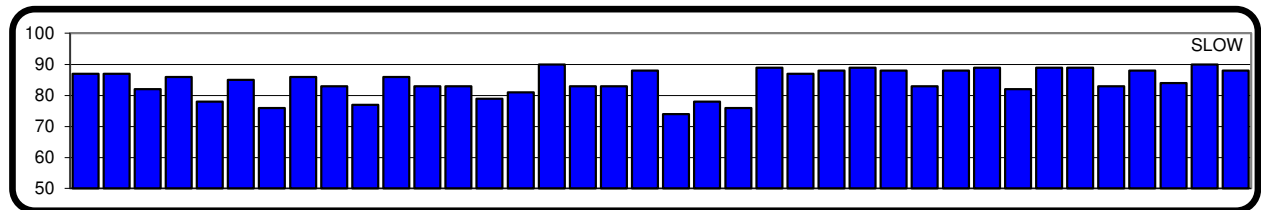
MATCHES:	
Total Scheduled	40
Total Completed	40
Balance Due	0
Drops Allowed	7
Above average	20
Below average	20
At Home Range	27
At Away Range	10
Regular Schedule	30
Make up	10
Made Team	21

Actual Over All Average	267.700	¹⁵²
Actual Final Average	269.727	¹³³
Possible Final Average	269.727	¹³³
Makeup Average	268.600	
Home Average	267.259	
Away Average	268.600	
1st 12 Matches	268.083	
Cleaned Slow	0	
Cleaned Time	0	
Cleaned Rapid	0	
Cleaned Total	0	

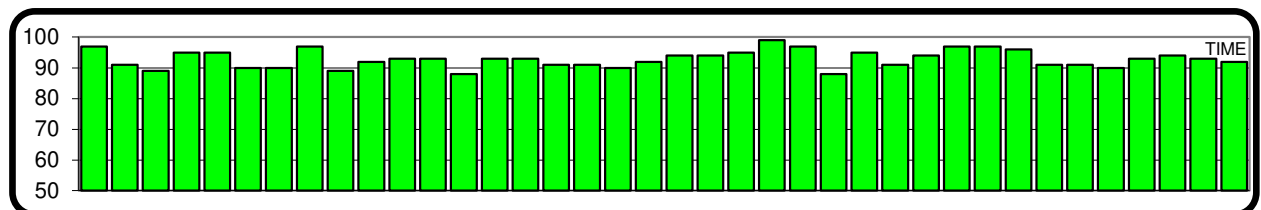
Top 3 - Scores	
First	283 ⁶
Second	279 ⁶
Third	278 ³
Highest Slow	90
Highest Time	99
Highest Rapid	97
Highest Possible	286
% Tot Scores Above Ave.	50.0%
% Time vs. Rapid	62.5%
% Made Team	52.5%



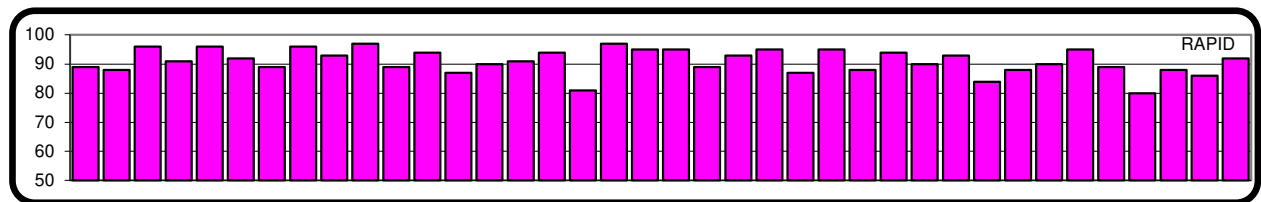
Actual Over All Average 267.700



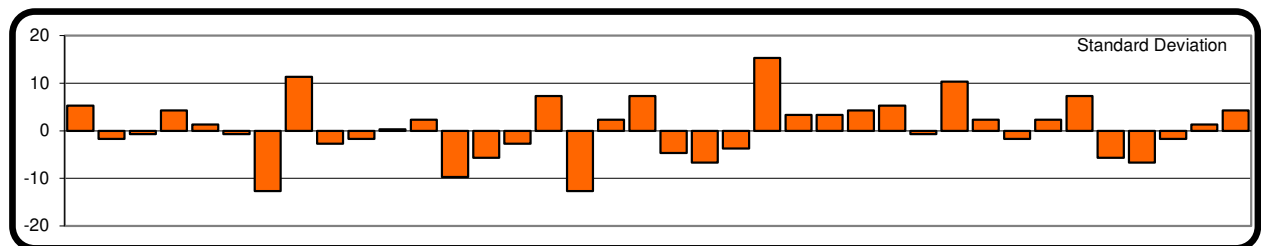
Average SLOW 83.925



Average TIME 92.950



Average RAPID 90.825



Standard Deviation

Sejnowski, Leo

SHARPSHOOTER

Run date 03/25/26

OC84

M

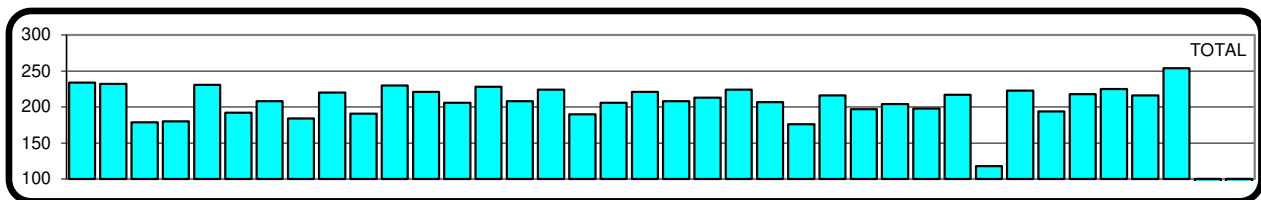
Last Year Average

DNQ 0

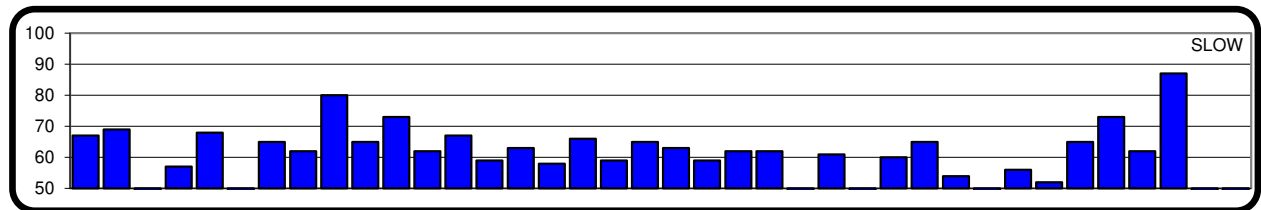
MATCHES:	
Total Scheduled	40
Total Completed	36
Balance Due	4
Drops Allowed	7
Above average	18
Below average	18
At Home Range	15
At Away Range	19
Regular Schedule	32
Make up	4
Made Team	0

Actual Over All Average	208.139 ³⁹
Actual Final Average	212.727 ³⁶
Possible Final Average	216.379 ³³
Makeup Average	216.500
Home Average	212.333
Away Average	202.211
1st 12 Matches	208.500
Cleaned Slow	0
Cleaned Time	0
Cleaned Rapid	0
Cleaned Total	0

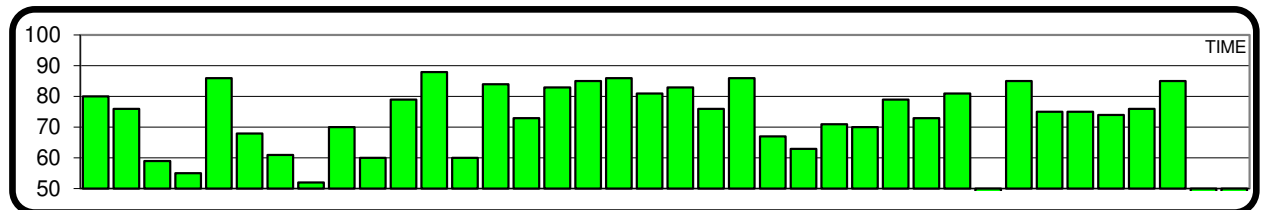
Top 3 - Scores	
First	254 ²
Second	234 ¹
Third	232 ²
Highest Slow	87
Highest Time	88
Highest Rapid	87
Highest Possible	262
% Tot Scores Above Ave.	50.0%
% Time vs. Rapid	38.9%
% Made Team	0.0%



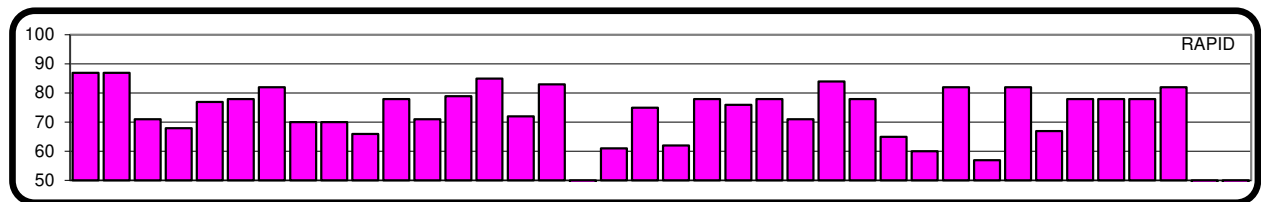
Actual Over All Average 208.139



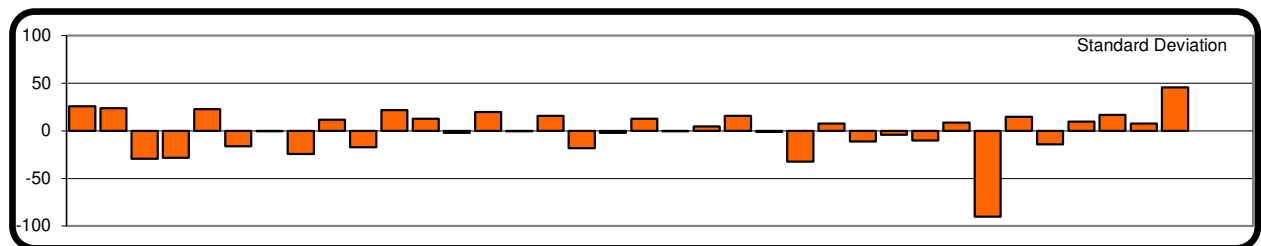
Average SLOW 61.639



Average TIME 72.750



Average RAPID 73.75



Standard Deviation

Sisombath, Gary

EXPERT

Run date 03/25/26

OC91 High Club 280

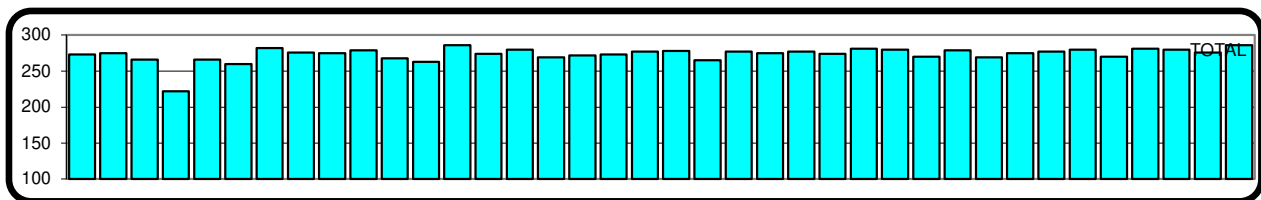
M

Last Year Average 269.121 0

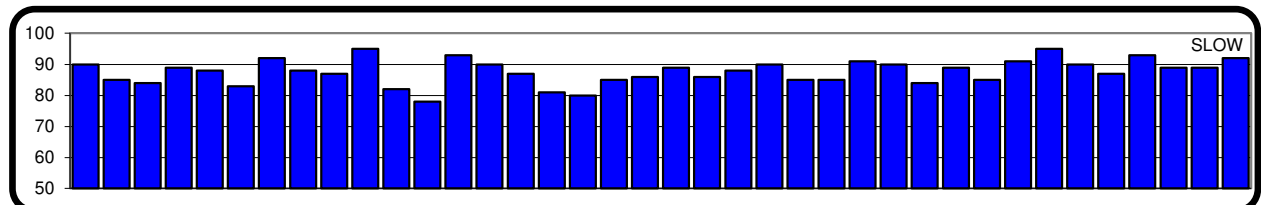
MATCHES:	
Total Scheduled	40
Total Completed	40
Balance Due	0
Drops Allowed	7
Above average	24
Below average	16
At Home Range	21
At Away Range	19
Regular Schedule	38
Make up	2
Made Team	34

Actual Over All Average	273.175 ¹⁶⁷
Actual Final Average	276.273 ¹⁴⁵
Possible Final Average	276.273 ¹⁴⁵
Makeup Average	280.000
Home Average	271.143
Away Average	275.421
1st 12 Matches	267.083
Cleaned Slow	0
Cleaned Time	0
Cleaned Rapid	0
Cleaned Total	0

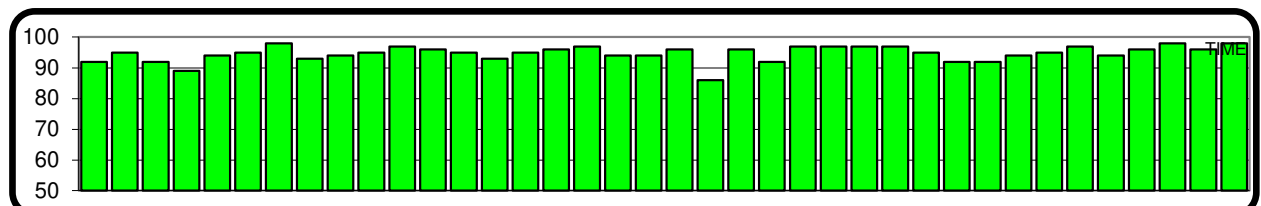
Top 3 - Scores	
First	286 ⁸
Second	286 ⁷
Third	282 ⁵
Highest Slow	95
Highest Time	98
Highest Rapid	98
Highest Possible	291
% Tot Scores Above Ave.	60.0%
% Time vs. Rapid	70.0%
% Made Team	85.0%



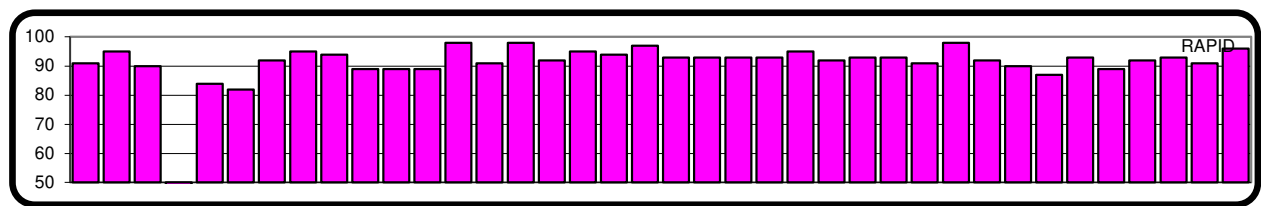
Actual Over All Average 273.175



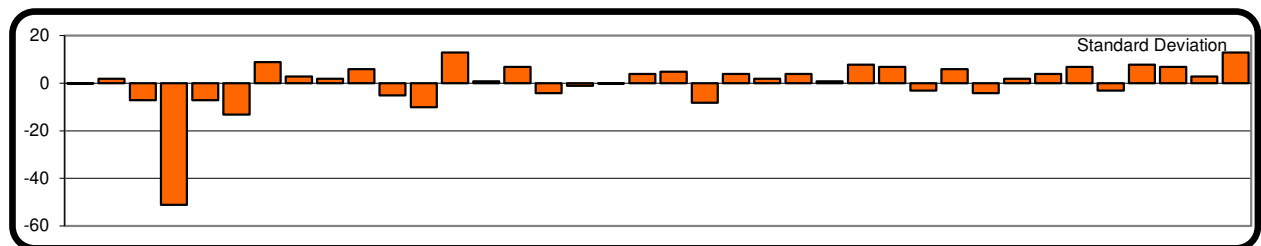
Average SLOW 87.500



Average TIME 94.625



Average RAPID 91.05



Standard Deviation

Vicars, Keith

SHARPSHOOTER

Run date 03/25/26

OC94

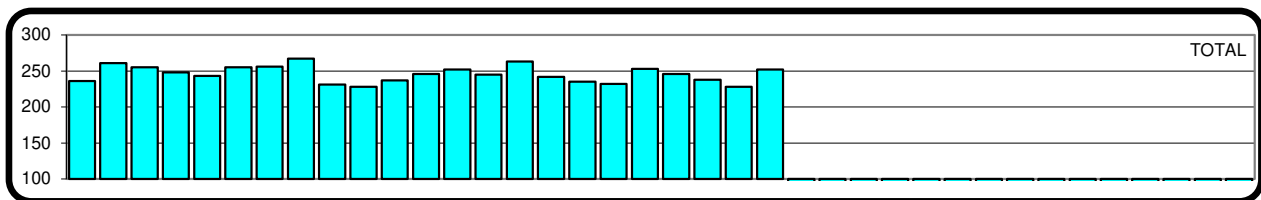
M

Last Year Average 242.333 0

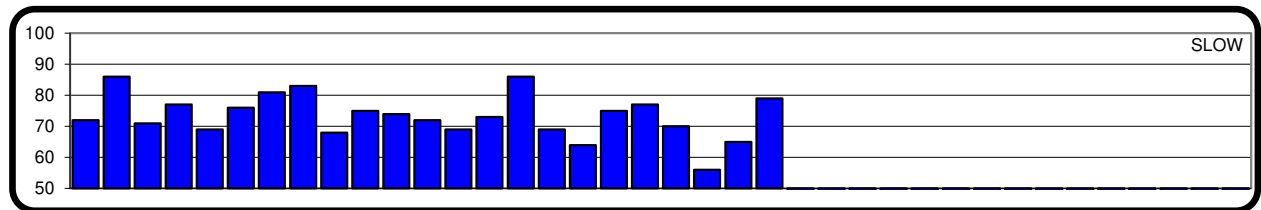
MATCHES:	
Total Scheduled	40
Total Completed	23
Balance Due	17
Drops Allowed	7
Above average	12
Below average	11
At Home Range	15
At Away Range	8
Regular Schedule	22
Make up	1
Made Team	3

Actual Over All Average	245.609 ⁶⁵
Actual Final Average	245.609 ⁶⁵
Possible Final Average	251.375 ⁴⁸
Makeup Average	238.000
Home Average	246.400
Away Average	244.125
1st 12 Matches	246.917
Cleaned Slow	0
Cleaned Time	0
Cleaned Rapid	0
Cleaned Total	0

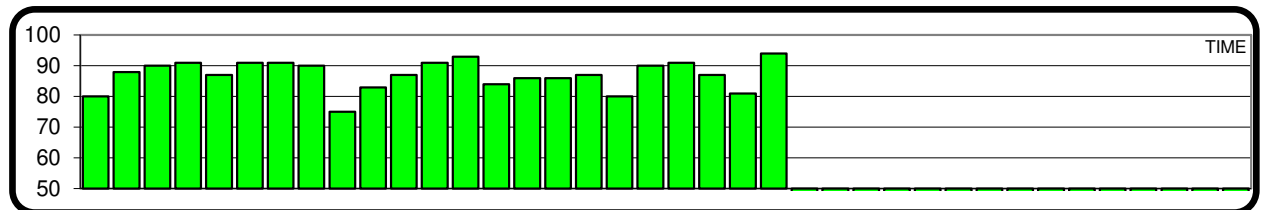
Top 3 - Scores	
First	267 ²
Second	263 ⁴
Third	261 ³
Highest Slow	86
Highest Time	94
Highest Rapid	95
Highest Possible	275
% Tot Scores Above Ave.	52.2%
% Time vs. Rapid	56.5%
% Made Team	13.0%



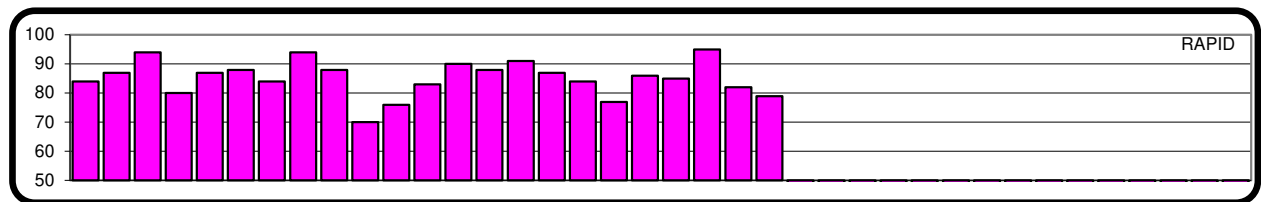
Actual Over All Average 245.609



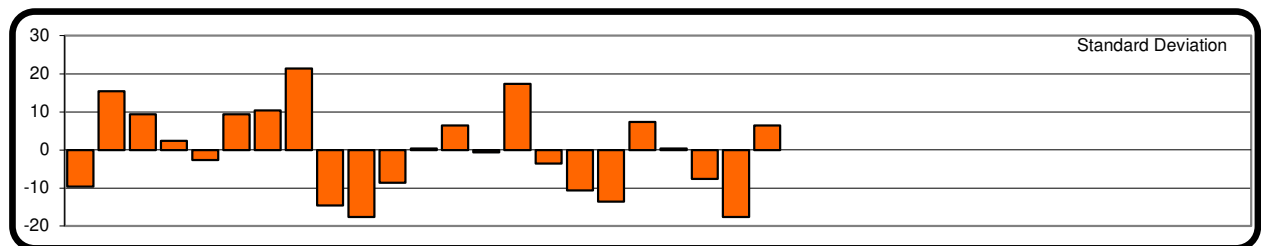
Average SLOW 73.348



Average TIME 87.087



Average RAPID 85.173913



Standard Deviation

Vicars, Susan

MASTER

Run date 03/25/26

OC95 High Club 280

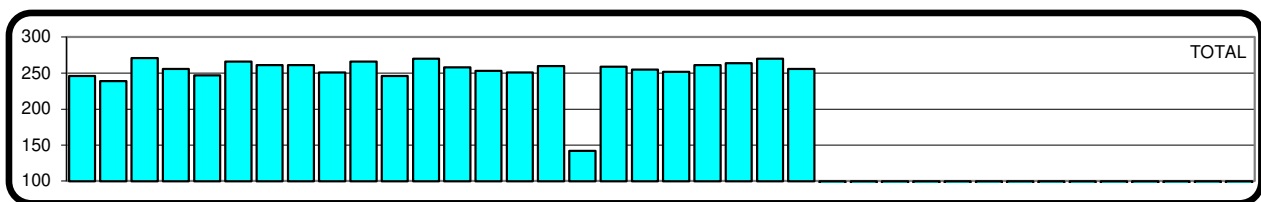
F

Last Year Average 260.576 0

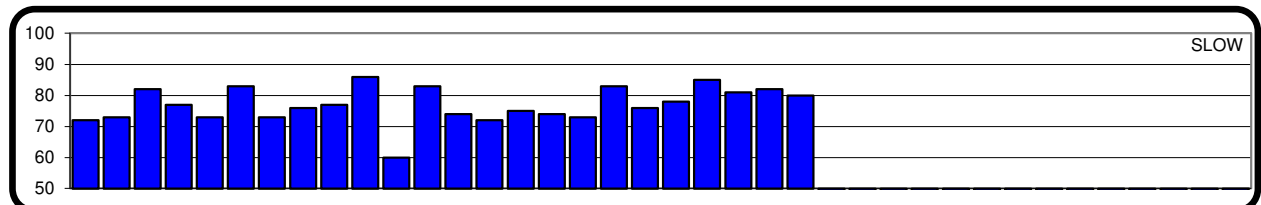
MATCHES:	
Total Scheduled	40
Total Completed	24
Balance Due	16
Drops Allowed	7
Above average	16
Below average	8
At Home Range	16
At Away Range	8
Regular Schedule	23
Make up	1
Made Team	6

Actual Over All Average	252.542 ⁶⁹
Actual Final Average	252.542 ⁶⁹
Possible Final Average	261.118 ⁵⁴
Makeup Average	264.000
Home Average	249.250
Away Average	259.125
1st 12 Matches	256.667
Cleaned Slow	0
Cleaned Time	0
Cleaned Rapid	0
Cleaned Total	0

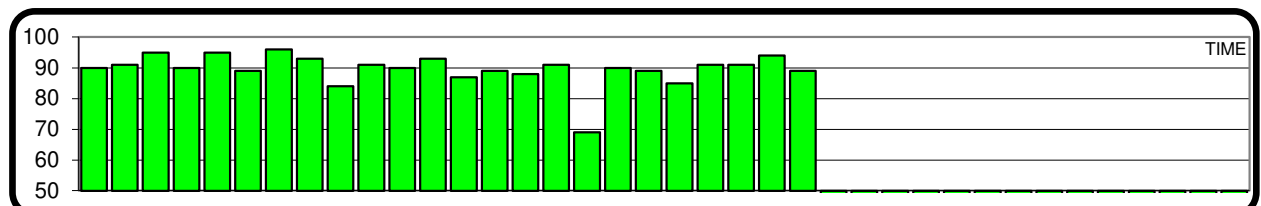
Top 3 - Scores	
First	271 ⁵
Second	270 ⁵
Third	270 ²
Highest Slow	86
Highest Time	96
Highest Rapid	97
Highest Possible	279
% Tot Scores Above Ave.	66.7%
% Time vs. Rapid	50.0%
% Made Team	25.0%



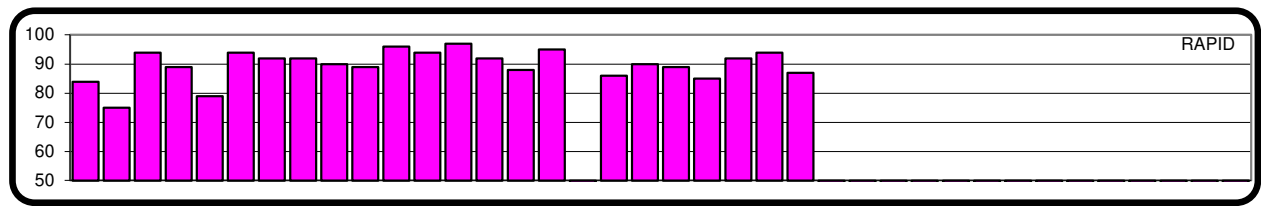
Actual Over All Average 252.542



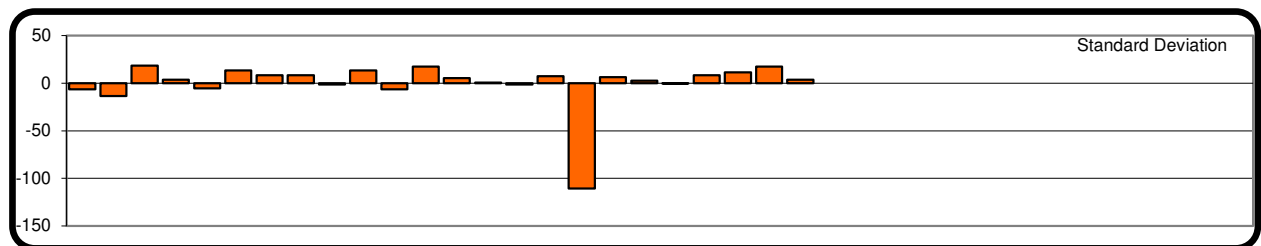
Average SLOW 77.000



Average TIME 89.583



Average RAPID 85.9583333



Standard Deviation